




## All-Time 100km Team

by Andy Milroy and Franco Anichini





men




<b>19:37.39</b>	<b>Russia</b>		<b>1</b>	<b>Winschoten</b>	<b>10sep2000</b>	<b>Radyuchenko 6:29.13 Kharitonov 6:29.29 Ganiyev 6:38.57</b>
19:43.52	Russia		1	Winschoten	16sep1995	Volgin 6:20.44 Kokorev 6:41.22 Motorin 6:41.46
19:44.41	Russia		1	River Shimanto	18oct1998	Murzin 6:30.06 Kashapov 6:36.33 Korepanov 6:38.02
<b>19:46.25</b>	<b>France</b>		<b>2</b>	<b>Winschoten</b>	<b>10sep2000</b>	<b>Fetizon 6:23.15 Diehl 6:41.35 Guichard 6:41.35</b>
<b>19:48.14</b>	<b>Japan</b>		<b>1</b>	<b>Winschoten</b>	<b>08sep2007</b>	<b>Watanabe 6:23.21 Nakanishi 6:30.21 Shinohara 6:54.32</b>
19:52.18	Russia		1	Chavagnes	27may1995	Ryabov 6:30.14 Motorin 6:39.50 Kokorev 6:42.25
19:53.47	Russia		1	Winschoten	13sep1997	Kokorev 6:31:22 Korepanov 6:38:26 Murzin-6:43:59
19:54.59	Russia		1	Chavagnes	15may1999	Korepanov 6:31.41 Radyuchenko 6:36.45 Motorin 6:46.33
19:55.31	Russia		1	Torhout	19jun1998	Murzin 6:23.29 Radyuchenko 6:34.40 Bukharov 6:40.45
19:57.57	Russia		1	Moskwa	04may1996	Santalov 6:32:41 Kruglov 6:36:13 Kokorev 6:49:03
19:58.02	Russia		2	Winschoten	08sep2007	Kharitonov 6:30.22 Tyazhkorob 6:42.30 Izmaylov 6:45.10
<b>19:58.12</b>	<b>Poland</b>		<b>1</b>	<b>Chavagnes</b>	<b>27may1995</b>	<b>Janicki 6:28.36 Magier 6:35.37 Bregula 6:53.59</b>
19:59.48	Russia		1	Torhout	08aug1993	Santalov 6:26.26 Ryabov 6:43.46 Kononov 6:59.46
<b>20:00.24</b>	<b>Espana</b>		<b>1</b>	<b>Torhout</b>	<b>16 jun2006</b>	<b>Gonzalez 6:23.44 Jimenez 6:42.58 Martinez 6:53.42</b>
20:01.05	France		2	Chavagnes	15may1999	Guichard 6:24.26 Magroun 6:45.14 Heubi 6:51.25
20:04.53	Poland		1	Cleder	25aug1996	Janicki 6:33.39 Magier 6:39.49 Plochocki 6:51.25
20:05.20	Poland		1	Winschoten	03sep1994	Janicki 6:33.43 Magier 6:33.43 Plochocki 6:57.54
<b>20:06.38</b>	<b>Italia</b>		<b>1</b>	<b>Winschoten</b>	<b>11sep2004</b>	<b>Ardemagni 6:18.24 Sartori 6:45.25 Trincerhi 7:02.49</b>
20:06.42	Italia		1	Seregno	22apr2012	Calcaterra 6:23.20 De Cecco 6:40.30 Palladino 7:02.52
<b>20:07.01</b>	<b>Germany</b>		<b>1</b>	<b>Lake Saroma</b>	<b>26jun1994</b>	<b>Bak 6:24.29 Aderhold 6:48.39 Sommer 6:53.53</b>
20:09.00	France		3	Chavagnes	27may1995	Curton 6:39.32 Quijano 6:43.53 Vuillemenot 6:45.33
20:09.59	Japan		2	Lake Saroma	26jun1994	Nakagawa 6:33.38 Kojima 6:37.27 Deguchi 6:58.54
<b>20:09.59</b>	<b>South Africa</b>		<b>2</b>	<b>Torhout</b>	<b>08aug1993</b>	<b>Matonane 6:38.54 Bester 6:41.56 Matlala 6:49.09</b>
20:11.32	Russia		1	Torhout	21jun2002	Tyazhkorob 6:39.33 Netreba 6:45.43 Akhmetsin 6:46.16
20:11.47	Russia			Winschoten	12sep1992	Santalov 6:28.45 Masarygin 6:44.20 Mikhailovski 6:58.42
20:11.58	France		2	Torhout	16 jun2006	Djouadi 6:38.19 Fetizon 6:38.22 Barcza 6:55.17
20:13.04	Russia		1	Winschoten	15sep2002	Zhalybin 6:36.19 Kharitonov 6:41.16 Tyazhkorob 6:55.29
20:15.04	Russia		1	Belves	30apr2000	Ganiyev 6:33.36 Kharitonov 6:47.00 Motorin 6:54.28
20:16.06	Russia		2	Winschoten	03sep1994	Krupskiy 6:41.12 Motorin 6:46.57 Kokorev 6:47.57
20:17.21	France		1	Cleder	26aug2001	Fetizon 6:44.48 Guichard 6:45.47 Gehin 6:46.36
<b>20:17.47</b>	<b>U.S.A.</b>		<b>1</b>	<b>Winschoten</b>	<b>10sep2011</b>	<b>Wardian 6:42.49 Henshow 6:44.35 Wood 6:50.23</b>
20:18.11	Russia		1	Misari	08 oct2006	Kharitonov 6:42.01 Zhalybin 6:42.01 Izhmailov 6:53.20
20:20.00	Russia		1	Chernogolovka	19apr2003	Tyazhkorob 6:45.27 Akhmetsin 6:46.48 Siniushkin 6:47.45
20:21.40	Russia		1	Winschoten	10sep2005	Kharitonov 6:30.31 Izhmailov 6:54.40 Kokorev 6:56.29

20:22.45	U.S.A.		3	Lake Saroma	26jun1994	Johnson 6:41.40 Hanna 6:45.55 Hacker 6:55.10
20:23.10	U.S.A.		2	Seregno	22apr2012	Riddle 6:45.19 Olsen 6:48.52 Wardian 6:48.59
20:23.12	Russia		1	Faenza	31may1997	Kononov 6:47.35 Murzin 6:47.39 Baskarov 6:47.57
20:23.20	Germany		1	Palamos	16feb1992	Huglin 6:44.38 Becker Wirbel 6:47.38 Aderhold 6:51.04
20:25.39	Russia		1	Belves	30apr2000	Ganiyev 6:33.36 Motorin 6:54.08 Sinyoushkin 6:57.55
<b>20:26.56</b>	<b>Great Britain</b>		<b>1</b>	<b>Winschoten</b>	<b>18sep1993</b>	<b>Hartley 6:37.45 Dell 6:53.06 Moore 6:56.05</b>
20:28.13	France		4	Lake Saroma	26jun1994	Vuillemenot 6:44.19 Curton 6:45.42 Fadi 6:58.12
20:29.04	France		2	Misari	08oct2006	Yannick 6:38.27 Bachelier 6:48.27 Barcza 7:01.25
20:29.57	Espana		2	Palamos	16feb1992	Catalan 6:30.37 Alvarez 6:50.57 Corredor 7:08.33
20:30.32	France		1	Torhout	20jun1987	Vuillemenot 6:43.22 Bellocq 6:47.13 Julien 6:59.57
20:31.03	Japan		1	Torhout	20jun2009	Miyazato 6:40.44 Takahashi 6:51.18 Shinohara 6:59.02
20:31.26	Great Britain		3	Chavagnes	15may1999	Pride 6:24.05 Moore 6:54.23 Bradley 7:12.58
20:32.17	France		3	Winschoten	03sep1994	Gack 6:37.47 Curton 6:50.55 Quijano 7:03.35
20:32.21	Japan		1	Gibraltar	07nov2010	Nakadai 6:43.44 Araki 6:50.00 Hara 6:58.37
20:32.25	France		1	Winschoten	11sep1999	Diehl 6:44.39 Heubi 7:19.28 Piveteau 7:55.35
20:33.23	Great Britain		3	Palamos	16feb1992	Seedhouse 6:33.03 Moore 6:43.52 Macke 7:16.28
20:33.59	Russia		3	Torhout	16 jun2006	Izhmaylov 6:44.10 Tyazhkorob 6:46.09 Zhalybin 7:03.40
20:34.07	Japan		1	Lake Saroma	26jun2005	Sassa 6:40.20 Kobayashi 6:49.43 Yamamoto 7:04.04
<b>20:34.10</b>	<b>Belgium</b>		<b>2</b>	<b>Winschoten</b>	<b>12sep1992</b>	<b>Praet 6:16.41 Hermanns 6:50.50 Beckers 7:41.41</b>
20:35.26	Italia		1	Tarquini	08nov2008	Calcaterra 6:37.41 d'Innocenti 6:58.43, Rigo 6:59.02
20:35.26	U.S.A.		2	Winschoten	16sep1995	Johnson 6:30.11 Garcia 6:57.21 Setnes 7:07.54
20:37.01	Great Britain		2	Torhout	20jun1987	Ritchie 6:40.51 Tullett 6:52.10 Moore 7:04.00
20:37.07	Germany		4	Chavagnes	15may1999	Muller 6:33.12 Sommer 6:50.37 Hooss 7:13.18
20:37.48	France		4	Palamos	16feb1992	Curton 6:33.47 Vuillemenot 6:57.48 Blot 7:06.13
20:40.30	Italia		1	Faenza	28may2004	Ardemagni 6:31.44 Sartori 6:56.08 Trincerhi 7:12.38
20:40.50	France		2	Winschoten	18sep1993	Vuillemenot 6:39.07 Gack 6:41.16 Bellocq 7:20.37
20:41.32	France		2	Cleder	25aug1996	Vuillemenot 6:43.33 Julien 6:57.40 Gack 7:00.19
20:42.07	South Africa		5	Lake Saroma	26jun1994	Meiklejohn 6:26.58 Matomane 7:07.28 Sekotlong 7:07.41
20:42.18	South Africa		2	Moskwa	04may1996	Jbanga 6:48:27 Crawford 6:49:45 Ackerman 7:04:06
20:42.55	Poland		3	Winschoten	16sep1995	Magier 6:41.35 Plochocki 6:51.20 Bregula 7:10.00
20:43.15	Italia		2	Torhout	20jun2009	Calcaterra 6:42.05 Boffo 6:45.39 Bernabei 7:15.31
20:43.27	France		2	Lake Saroma	26jun2005	Barcza 6:44.45 Fetizon 6:50.59 Blanchard 7:07.43
20:43.27	Germany		4	Winschoten	16sep1995	Sommer 6:42.45 Amborn 6:56.59 Aderhold 7:03.43
20:43.33	U.S.A.		3	Winschoten	08sep2007	Nippert 6:49.31 Crowther 6:52.52 Ricklefs 7:01.10
20:43.36	Japan		5	Chavagnes	15may1999	Mikami 6:33.55 Kashihara 6:51.44 Kondo 7:17.57
20:44.27	Great Britain		2	Winschoten	13sep1997	Moore 6:49:27 Pride 6:57:09 Dell 6:57:51
20:44.51	France		2	Winschoten	15sep2002	Fetizon 6:34.16 Blanchard 6:54.44 Heubi 7:15.51
20:45.14	France		4	Winschoten	08sep2007	Fetizon 6:47.10 Bachelier 6:58.30 Bretaud 6:59.34
20:45.52	U.S.A.		3	Winschoten	10sep2000	Held 6:33.12 Nippert 7:04.18 Garcia 7:08.22
20:46.03	U.S.A.		2	Gibraltar	07nov2010	Wardian 6:49.18 Omine 6:58.09 Woods 6:58.37
20:46.56	France		1	Paris	26jun1989	Scelsi 6:47.06 Roig 6:57.37 Olry 7:02.13

20:47.02	Germany		2	Paris	25jun1989	Cuntz 6:51:16 Lux 6:53:16 Seydler 7:02:30
20:47.03	Belgium		3	Torhout	08aug1993	Hermanns 6:36.26 Taelman 6:46.17 DeGroots 7:24.20
<b>20:47.48</b>	<b>Australia</b>		<b>6</b>	<b>Lake Saroma</b>	<b>26jun1994</b>	<b>Sloan 6:43.02 Wallace 6:51.14 Jacobs 7:13.32</b>
20:48.28	South Africa		6	Chavagnes	15may1999	Thomas 6:53.39 Crawford 6:54.51 Lippold 6:59.58
20:50.29	Germany		3	Winschoten	18sep1993	Sommer 7:02.29 Schneider 7:19.01 Aderhold 7:29.19
20:51.09	France		5	Winschoten	16sep1995	Vuillemenot 6:48.53 DEbiossat 7:00.49 Quijano 7:01.47
20:51.47	Poland		3	Winschoten	13sep1997	Magier 6:33:16 Plochocki 6:57:16 Stronski 7:21:15
20:52.00	Belgium		2	Torhout	21jun2002	Vandendriessche 6:48.20 Hostens 6:54.25 Taelman 7:09.15
20:53.09	France		1	Faenza	26may1991	Vuillemenot 6:39.14 Bellocq 6:52.55 Olry 7:21.00
20:54.52	Belgium		2	Torhout	19jun1998	Vandendriessche 6:51.43 Vanderlinden 6:52.25 Beckers 7:10.44
20:56.35	France		2	Winschoten	10 sep2005	Fetizon 6:50.22 Bachelier 7:02.57 Breteau 7:03.16
<b>20:57.51</b>	<b>Ukraina</b>		<b>4</b>	<b>Winschoten</b>	<b>13sep1997</b>	<b>Yanenko 6:25.25 Lavrenyuk 7:07.05 Okylka 7:25.21</b>
20:58.31	Belgium		5	Winschoten	13sep1997	Vanderlinden 6:43.07 VandenDriessche 6:57.15 Andries 7:18.09
20:58.43	France		1	Santander	01oct1988	Bellocq 6:41.50 Scelsi 6:48.18 Vuillemenot 7:28.35
20:59.32	Japan		2	Winschoten	11sep2004	Kobayashi 6:46.16 Yamamoto 6:55.04 Mizobuchi 7:18.12
21:00.49	France		3	Torhout	20jun2009	Buquet 6:55.46 Legat 6:57.07 Breaud 7:07.56
21:01.27	Espana		2	Santander	01oct1988	Catalan 6:34.41 Mestre 7:06.32 Lage 7:20.14
21:02.16	Poland		3	Moskwa	04may1996	Janicki 6:35:40 Plochocki 7:08:37 Bregula 7:17:59
21:02.29	Espana		3	Torhout	20jun1987	*unofficial
21:03.42	Belgium		2	Cleder	26aug2001	Hostens 6:58.33 VandenDriessche 7:02.00 Goethals 7:03.09
21:04.04	France		2	Belves	30apr2000	Guichard 7:01.21 Diehl 7:01.21 Piveteau 7:01.22
21:04.06	Japan		6	Winschoten	13sep1997	Kashihara 6:54.29 Kawata 6:55.21 Kondo 7:09.21
21:04.32	France		3	Torhout	19jun1998	Guichard 6:52.07 Gack 7:01.53 Heubi 7:10.32
21:04.35	Russia		7	Lake Saroma	26jun1994	Volgin 6:22.43 Kononov 7:08.09 Ryabov 7:33.43
21:04.44	France		2	Chernogolovka	19apr2003	Blanchard 6:55.26 Bousseilier 7:03.56 Piveteau 7:05.22
21:05.00	Japan		2	Winschoten	10sep2011	Nakadai 6:48.32 Takada 7:03.55 Takahashi 7:12.33
21:05.36	South Africa		4	Winschoten	10sep2000	Wright 6:46.10 Kelehe 7:09.42 Mteto 7:09.44
21:05.37	Ukraina		6	Winschoten	16sep1995	Lavrenyuk 6:57.17 Reyer 6:58.26 Moskvina 7:09.54
21:05.52	France		3	Gibraltar	07nov2010	Buquet 6:57.14 Raymond 6:58.15 Breaud 7:10.23
<b>21:06.07</b>	<b>Belarus</b>		<b>4</b>	<b>Moskwa</b>	<b>04may1996</b>	<b>Kozlov 6:41.03 Sakovitch 6:58.58 Chiritsa 7:26.06</b>
21:06.59	Germany		4	Torhout	08aug1993	Schneider 6:57.00 Krajenski 6:58.58 Aderhold 7:11.01
21:07.28	Germany		3	Cleder	26aug2001	Muller 6:52.06 Amborn 7:06.00 Krajenski 7:09.22
21:07.56	Japan		7	Winschoten	16sep1995	Kashihara 6:49.32 Deguchi 7:04.01 Kawata 7:14.23
21:08.17	Belgium		7	Chavagnes	15may1999	Hostens 6:55.11 Goethals 7:03.25 Taelman 7:09.41
21:08.20	Belgium		8	Winschoten	16sep1995	VandenDriessche 6:51.43 VanderLinden 6:52.25 Beckers 7:10.44
21:09.31	Belgium		5	Winschoten	10sep2000	VandenDriessche 6:52.11 Hostens 7:03.56 Beckers 7:13.24
21:09.48	Japan		4	Cleder	26aug2001	Mikami 6:33.28 Takahashi 7:12.43 Uochi 7:23.37
21:10.56	Russia		5	Cleder	26aug2001	Sinioushkin 6:59.26 Volgin 7:05.45 Kharitonov 7:05.45
21:10.56	Russia		4	Seregno	22apr2012	Tyazhkorob 7:00.48 Spiridonov 7:04.01 Izmailov 7:06.07
21:11.07	Belarus		8	Chavagnes	15may1999	Navitski 6:48.25 Leshyn 7:05.45 Sakovitch 7:17.17
21:11.41	Italia		3	Chernogolovka	19apr2003	Ardemagni 6:33.22 Sartori 6:50.00 Vedilei 7:48.19

21:11.44	Germany		4	Torhout	19jun1998	Muller 6:45.57 Sommer 7:01.35 Bak 7:12.12
21:13.28	Italia		3	Winschoten	15sep2002	Ardemagni 6:46.15 Sartori 6:58.43 Vedilei 7:28.30
21:13.59	Germany		4	Chernogolovka	19apr2003	Sommer 6:53.00 Miksch 7:04.38 Amborn 7:16.21
21:14.47	Great Britain		5	Torhout	19jun1998	Moore 6:55.48 Pride 6:57.28 Sichel 7:21.31
21:14.51	U.S.A.		4	Torhout	20jun1987	*
21:15.02	Espana		4	Torhout	20jun2009	Jimenez 6:55.59 Martinez 7:02.05 Romero Conde 7:16.58
21:15.55	Russia		2	Faenza	28may2004	Beloslutsev 7:01.20 Kruglikov 7:06.45 Tyazhkorob 7:07.50
21:17.34	Belgium		5	Palamos	16feb1992	Bosten 6:55.23 Degroote 6:55.23 Beeken 7:26.48
21:17.51	Germany		5	Seregno	22apr2012	Collet 6:45.48 Sommer 7:09.55 Zimmermann 7:22.08
21:17.54	Australia		1	Kurow	31dec1994	Wallace 6:44.18 Badic 7:01.31 Barton 7:32.05
21:19.01	Espana		3	Cleder	25aug1996	Fernandez 7:03.24 Donoso 7:07.47 Alvarez 7:07.50
21:19.12	Germany		6	Winschoten	10sep2000	Sommer 6:57.29 Krajenski 7:03.26 Muehl 7:18.17
21:19.12	Germany		3	Winschoten	10 sep2005	Hooss 7:01.32 Miksch 7:02.41 Koenig 7:14.59
<b>21:19.21</b>	<b>England</b>		<b>1</b>	<b>Cwumbria</b>	<b>19sep2009</b>	<b>Bragg 7:04.01 Giles 7:05.28 Lynas 7:09.52</b>
21:21.09	Germany		3	Misari	08 oct2006	Sommer 7:56.46 Hooss 7:09.13 Kersten 7:14.26
21:21.36	Germany		1	Duluth	27oct1990	Huglin-6:50:51 Cuntz 7:05:30 Haber 7:25:15
21:21.44	France		3	Winschoten	03sep1994	Gack 6:37.47 Curton 6:50.55 Blot 6:51.31
<b>21:22.36</b>	<b>Norway</b>		<b>6</b>	<b>Seregno</b>	<b>22apr2012</b>	<b>Risa 7:01.39 Skrupstadt 7:10.00 Boyum 7:10.57</b>
21:22.47	Japan		4	Misari	08 oct2006	Nojo 6:9.30 Shinohara 7:08.58 Kobayashi 7:13.34
21:23.18	Germany		2	Faenza	26may1991	Huglin 7:02.49 Mennel 7:10.08 Cuntz 7:10.21
21:23.29	Italia		5	Misari	08 oct2006	Calcaterra 7:04.01 Ardemagni 7:06.14 Boffo 7:12.28
21:23.46	U.S.A.		7	Winschoten	13sep1997	Johnson 6:44.39 Garcia 7:12.35 Setnes 7:26.32
21:23.49	England		1	Edinburgh	06jul2003	Walmsley 7:05.12 Dell 7:08.00 Lynas 7:10.37
21:24.35	Italia		4	Winschoten	10 sep2005	Ardemagni 6:40.39 Trincheri 6:58.55 Bernabei 7:45.01
21:25.09	U.S.A.		6	Cleder	26aug2001	Hanna 6:43.09 Nippert 7:01.36 Garcia 7:40.24
21:25.16	U.S.A.		9	Chavagnes	15may1999	Setnes 7:04.54 Godale 7:08.28 Nippert 7:11.55
21:25.19	Germany		3	Lake Saroma	26jun2005	Sommer 6:57.35 Hooss 7:09.19 Becker 7:18.25
21:25.45	U.S.A.		5	Torhout	08aug1993	Hacker 6:59.44 Perske 7:10.26 Crom 7:15.35
21:25.52	Belgium		3	Belves	30apr2000	Goethals 7:08.00 Vanderlinden 7:08.43 Vandendriessche 7:09.09
21:26.16	Belgium		4	Winschoten	15sep2002	Goethals 6:58.14 Hostens 7:09.59 Taelman 7:18.03
21:26.19	Great Britain		9	Winschoten	16sep1995	Macke 7:00.30 Dell 7:03.05 Ritchie 7:09.49
21:27.23	Italia		7	Winschoten	10sep2000	Sartori 6:50.53 Tretto 7:17.53 Bernabei 7:18.37
21:28.02	Germany		5	Winschoten	08sep2007	Hooss 7:04.26 Karsten 7:11.35 Dehaut 7:12.01
21:28.32	Great Britain		3	Faenza	28may2004	Pride 6:48.47 Cole 7:18.41 Lynas 7:21.04
21:29.28	Belgium		5	Chernogolovka	19apr2003	Hostens 6:56.02 VandenDriessche 7:04.07 Taelman 7:29.19
21:30.26	England		1	Galway	28mar2009	Bragg 6:58.00 Smalls 7:16.03 Scotney 7:16.23
21:30.55	Espana		2	Faenza	31may1997	Corredor 7:05.02 Fernandez 7:05.51 Murillo 7:20.02
21:31.16	Espana		6	Torhout	08aug1993	Corredor 6:58.39 Blanco Arenas 7:15.00 Murillo 7:17.37
21:31.41	Russia		2	Winschoten	11sep1999	Kokorev 6:42.18 Radyuchenko 6:46.30 Panov 8:02.53
21:31.55	Belgium		3	Winschoten	11sep2004	Papanikitas 6:53.59 – Hostens 7:17.01 – Taelman 7:20.55
21:32.11	Belarus		8	Winschoten	13sep1997	Sakovich 7:04.22 Navitski 7:08.12 Leschin 7:19.37

21:32.58	Ukraina		6	Chernogolovka	19apr2003	Lazyuta 6:51.40 Oksenyuk 6:57.00 Osypov 7:44.18
21:34.36	Italia		10	Chavagnes	15may1999	Sartori 6:52.41 Bernabei 6:57.08 Piola 7:44.47
21:34.59	U.S.A.		4	Lake Saroma	26jun2005	Nippert 6:57.35 Russell 7:14.48 Crowther 7:20.51
<b>21:35.44</b>	<b>New Zealand</b>		<b>8</b>	<b>Lake Saroma</b>	<b>26jun1994</b>	<b>Prince 7:06.23 Hurring 7:06.48 MacDonald 7:22.33</b>
21:36.05	Belgium		4	Chavagnes	27may1995	Taelman 7:01.15 Vandendriessche 7:10.58 Cougneau 7:23.52
21:36.13	Germany		5	Moskwa	04may1996	Sommer 6:44.30 Aderhold 7:23.53 Huglin 7:27.50
21:36.19	France		3	Winschoten	10sep2011	Burdet 7:04.37 Boch 7:08.55 Jeanne 7:22.47
21:36.29	Belarus		4	Belves	30apr2000	Navitski 7:00.22 Kazlou 7:12.45 Kanarsky 7:23.12
21:37.25	Great Britain		4	Gibraltar	07nov2010	Matthews 7:04.08 Smalls 7:05.29 Lynas 7:28.08
21:37.32	Belgium		4	Winschoten	03sep1994	Hermanns 6:50.05 Beckers 7:09.46 Cougneau 7:13.54
21:38.41	Belarus		5	Winschoten	03sep1994	Bykov 7:03.49 Sakovich 7:08.29 Laputs 7:26.23
21:38.46	South Africa		7	Cleder	26aug2001	Meyer 7:04.18 Sesenyamotse 7:08.28 Mpotoane 7:26.00
21:39.04	Germany		3	Santander	01oct1988	Lux-7:03:57 Trager 7:09:39 Haber 7:25:28
21:40.39	France		9	Winschoten	13sep1997	Peton 7:04.32 Gack 7:06.08 Lebon 7:29.59
21:40.58	Italia		6	Winschoten	08sep2007	Boffo 6:51.36 Ardemagni 7:13.46 Sartori 7:35.36
21:41.01	Belarus		4	Belves	30apr2000	Navitski 7:00.22 Kazlou 7:12.45 Kanarsky 7:27.54
21:41.29	Espana		6	Torhout	19jun1998	Corredor 7:04.16 Fernandez 7:12.45 Martinez 7:24.28
21:43.59	U.S.A.		6	Palamos	16feb1992	Crom 6:56.42 Perske 7:23.11 Setnes 7:24.06
<b>21:44.16</b>	<b>Scotland</b>		<b>1</b>	<b>Perth</b>	<b>27mar2011</b>	<b>Stewart Grant Gardiner</b>
21:44.38	Italia		3	Torhout	21jun2002	Fattore 6:34.23 Vedilei 7:27.42 Bellisario 7:42.33
21:44.40	France		2	Tarquinia	08nov2008	Buquet 6:57.59, Legat 7:23.07, Bretaud 7:23.34
21:45.38	U.S.A.		1	New York	27feb1993	Hacker 7:11.49 Setnes 7:15.56 Grum 7:17.53
21:47.18	France		4	Torhout	21jun2002	Boisselier 7:09.03 - Blanchard 7:17.05 - Piveteau 7:21.10
21:47.40	Great Britain		3	Faenza	26may1991	Macke 7:10.53 Ritchie 7:13.26 Moore 7:23.21
21:48.35	U.S.A.		5	Torhout	20jun2009	Wardian 6:53.17 Braje 7:15.13 Nippert 7:40.06
21:49.07	Espana		3	Tarquinia	08nov2008	Jimenez 6:53.44, Romero 7:11.28, Martinez 7:43.55
21:49.22	Russia		6	Torhout	20jun2009	Izmaylov 6:58.46 Tyazhkorob 7:22.08 Spiridonov 7:28.28
<b>21:49.49</b>	<b>Ireland</b>		<b>7</b>	<b>Seregno</b>	<b>22apr2012</b>	<b>Doherty 7:07.26 Byrne 7:16.27 Whyte 7:25.56</b>
21:50.29	Germany		3	Winschoten	18sep1993	Sommer 7:02.09 Schneider 7:19.01 Aderhold 7:29.19
21:52.24	U.S.A.		6	Moskwa	04may1996	Setnes 7:08.28 St.John 7:19.50 Skopec 7:24.06
<b>21:53.12</b>	<b>Nederland</b>		<b>8</b>	<b>Winschoten</b>	<b>10sep2000</b>	<b>De Ruiter 7:04.57 Lust 7:20.25 Epskamp 7:27.50</b>
21:55.01	Espana		8	Cleder	26aug2001	Aubeso 6:52.34 Alvarez 7:23.18 Rodriguez 7:39.09
21:55.29	Great Britain		5	Chavagnes	27may1995	Moore 7:12.15 Ritchie 7:16.18 Gardner 7:26.56
21:56.03	Russia		1	Winschoten	29sep2001	Netreba 6:45.43 Akhmetsin 7:34.22 Zavialov 7:35.58
21:56.12	Germany		4	Cleder	25aug1996	Sommer 7:08.01 Aderhold 7:13.24 Amborn 7:34.47
21:57.32	England		1	Dublin	19jun1999	Moore 6:56.27 Bradley 7:16.52 Bottomley 7:44.13
21:57.38	Espana		5	Torhout	21jun2002	F.Martinez 6:39.57 Alvarez 7:27.41 M.Martinez 7:50.00
21:57.55	Russia		4	Winschoten	10sep2011	Izmailov 7:12.21 Spiridonov 7:19.20 Khudyakov 7:26.14
21:57.59	Ukraina		7	Moskwa	04may1996	Osipov 7:10.37 Moskvina 7:13.19 Okylka 7:33.03
21:58.01	Ireland		2	Perth	27mar2011	Byrne 7:09.33 Doherty 7:19.29 Whyte 7:28.58
21:58.37	U.S.A.		2	Duluth	27oct1990	Warshawer 7:21:53 Perez 7:36:52 Clark 8:05:39


21:59.01	France		7	Torhout	08aug1993	Gack 6:49.29 Orly 7:27.03 Vuillemenot 7:42.29
21:59.53	Germany		4	Tarquinia	08nov2008	Sommer 7:10.47 Dehaut 7:21.26 Hooss 7:27.40
21:00.45	France		3	Seregno	22apr2012	Bordet 6:53.21 Boch 7:01.55 Dilmi 7:03.29
22:00.30	Germany		7	Torhout	20jun2009	Collet 7:05.14 Sommer 7:09.34 Wild 7:45.42
22:01.30	Germany		6	Torhout	21jun2002	Sommer 6:53.09 Neubauer 7:33.10 Amborn 7:35.11
22:02.28	France		4	Faenza	28may2004	Boibelier 7:18.52 Fetizon 7:21.29 Blanchard 7:22.07
22:03.05	Italia		4	Torhout	16 jun2006	Boffo 7:05.29 Bernabei 7:16.39 Malfatti 7:40.57
<b>22:03.21</b>	<b>Korea</b>		<b>5</b>	<b>Lake Saroma</b>	<b>26jun2005</b>	<b>Sim 7:11.49 Kwon 7:24.33 Jun 7:25.59</b>
22:03.56	Germany		5	Torhout	16 jun2006	Sommer 7:10.35 Kersten 7:21.42 Becker 7:31.39
22:04.05	Germany		5	Gibraltar	07nov2010	Collet 6:51.52 Dippacher 7:31.30 Hooss 7:40.41
<b>22:04.48</b>	<b>Hungary</b>		<b>5</b>	<b>Belves</b>	<b>30apr2000</b>	<b>Nemeth 7:08.45 Zsigovics 7:12.49 Vozar 7:43.14</b>
22:05.22	Russia		6	Gibraltar	07nov2010	Khudyakov 6:54.12 Burzak 7:16.02 Pavlov 7:55.08
22:05.31	Hungary		7	Torhout	19jun1998	Kovacs 7:06.41 Zsigovics 7:27.18 Vozar 7:31.32
22:05.36	Great Britain		9	Winschoten	10sep2000	Moore 7:20.55 Anderson 7:21.51 Finill 7:22.50
22:06.48	Belarus		5	Cleder	25aug1996	Sakovitch 7:07.58 Navitski 7_09.19 Chiritsa 7:49.31
22:07.25	England		3	Perth	27mar2011	Smalls 7:04.53 Dayantis 7:11.11 Johnston 7:51.21
22:08.23	Ukraina		2	Winschoten	29sep2001	Osipov 6:59.58 Lazyuta 7:33.51 Lavrenyuk 7:34.44
22:08.46	Belarus		7	Chernogolovka	19apr2003	Bula 7:19.46 Koval 7:21.09 Kanarskiy 7:27.51
22:09.00	Australia		2	Cwumbria	19sep2009	Bell 7:16.56 Cochrane 7:20.49 Davies 7:31.15
22:09.01	Germany		5	Faenza	28may2004	Sommer 7:06.06 Miksch 7:18.18 Hooss 7:44.37
22:09.42	Espana		6	Faenza	28may2004	Martinez 6:48.07 Escobar 7:38.05 Alvarez 7:43.30
22:09.47	Great Britain		3	Faenza	31may1997	Pride 7:10.25 Moore 7:14.13 Sichel 7:44.59
22:10.07	Italia		1	Tainan	12nov2003	Fattore 7:04.58 Sartori 7:21.51 Ardemagni 7:43.18
22:10.22	Poland		5	Tarquinia	08nov2008	Janicki 6:40.04 Elwart 7:37.47 Latkowski 7:52.31
22:10.41	Australia		6	Misari	08 oct2006	Blake 7:05.40 Benson 7:17.19 Wheatley 7:47.12
22:10.48	U.S.A.		7	Misari	08 oct2006	Nippert 6:52.46 Sweeney 7:34.29 Russell 7:43.19
22:11.00	Espana		5	Winschoten	10 sep2005	Jimenez 6:52.50 Romero 7:28.08 Alvarez 7:50.02
22:11.29	Great Britain		9	Lake Saroma	26jun1994	Dell 7:11.29 Moore 7:19.05 Seedhouse 7:40.55
22:12.04	Great Britain		3	Paris	25jun1989	Ritchie-7:21:32 Seedhouse 7:22:40 Macke 7:27:52
22:12.34	Belgium		3	Winschoten	29sep2001	Taelman 7:15.59 Goethals 7:17.18 Dieriks 7:39.16
22:12.41	England		1	Cardiff	27jun2004	Hennessey 7:07.23 Goodridge 7:31.15 Croft 7:34.03
22:13.30	New Zealand		8	Torhout	08aug1993	Prince 7:05.31 Mercer 7:21.02 Robinson 7:46.57
22:14.26	Belarus		6	Torhout	16 jun2006	Bula 6:33.56 Budnik 7:44.18 Kanarski 7:56.12
22:14.30	England		1	Gloucester	02apr2006	Lynas 7:17.40 Harwood 7:19.14 Croft 7:37.36
22:14.33	Italia		9	Cleder	26aug2001	Bernabei 7:19.48 Cugnasco 7:24.03 Sartori 7:30.42
22:14.34	Australia		7	Winschoten	08sep2007	Cochrane 7:08.19 Benson 7:27.44 Cook 7:38.31
22:15.23	U.S.A.		7	Torhout	21jun2002	Nippert 7:01.02 Verrington 7:30.20 Eppelman 7:44.26
22:15.30	Japan		6	Tarquinia	08nov2008	Miyazato 7:11.54 Shinohara 7:19.12 Kiyomoto 7:44.24
<b>22:15.58</b>	<b>Slovakia</b>		<b>1</b>	<b>Winschoten</b>	<b>18sep1993</b>	<b>Gondas 6:56.46 Polak 7:39.01 Seman 7:40.11</b>
22:16.04	Australia		1	Kurow	28dec1992	Wallace 6:39.26 Law 7:47.05 Cook 7:49.33
22:18.13	Hungary		14	Gibraltar	07nov2010	Zabari 7:11.00 Szaloki 7:21.17 Pleiveisz 7:54.29





22:18.43	Espana		10	Winschoten	10sep2000	Rodriguez 7:20.18 Alvarez 7:25.25 Murillo 7:33.00
22:18.56	Great Britain		6	Cleder	25aug1996	Eccles 7:18.56 Moore 7:28.14 Sichel 7:31.46
22:19.01	New Zealand		2	Kurow	28dec1992	Hurring 7:22.47 Pascoe 7:25.59 Mercer 7:30.15
<b>22:19.13</b>	<b>Austria</b>		<b>8</b>	<b>Seregno</b>	<b>22apr2012</b>	<b>Predl 7:13.31 Lilek 7:31.50 Rauth 7:33.52</b>
22:19.30	Slovakia		10	Wisnchoten	16sep1995	Gondas 6:56.01 Durkovsky 7:33.17 Seman 7:50.12
22:19.42	Espana		11	Chavagnes	15may1999	Rodriguez 7:02.38 Martinez 7:34.22 Murillo 7:42.42
22:20.34	Germany		2	River Shimanto	18oct1998	Muller 7:07:55 Sommer 7:13:59 Aderhold-7:58:40
22:21.13	Ukraina		9	Seregno	22apr2012	Holovnitskiy 7:00.25 Tyshchuk 7:39.39 Kovtun 7:41.09
22:21.25	Belarus		8	Torhout	19jun1998	Koval 7:23.35 Leshin 7:25.22 Chiritsa 7:32.28
22:21.33	England		1	Edinburgh	20may2007	Bragg 7:04.46 Harwood 7:36.12 Cole 7:40.35
22:22.55	Espana		6	Belves	30apr2000	Rodriguez 7:20.58 Alvarez 7:40.28 Murillo 7:21.29
22:23.19	Germany		5	Winschoten	15sep2002	Sommer 7:06.52 Neubauer 7:25.17 Muehl 7:51.10
22:23.22	Belarus		11	Winschoten	16sep1995	Sakovitch 7:12.32 Bykov 7:27.38 Laputs 7:43.12
<b>22:23.53</b>	<b>Brasil</b>		<b>12</b>	<b>Chavagnes</b>	<b>15may1999</b>	<b>Dama Pereira 6:37.38 Dos Santos 7:47.56 Satorato 7:58.19</b>
22:23.54	England		1	Cardiff	18may2008	Croft 7:21.45 Giles 7:28.54 Rendall 7:33.15
<b>22:24.19</b>	<b>Canada</b>		<b>1</b>	<b>Victoria</b>	<b>31aug1994</b>	<b>Fekner 6:54.31 Holubar 7:47.25 Feeney 8:02.23</b>
<b>22:25.32</b>	<b>Botswana</b>		<b>1</b>	<b>Gaborone</b>	<b>04aug1991</b>	<b>Khudube 7:09.55 Tapela 7:22.05 Marope 7:53.32</b>
22:25.53	South Africa		3	River Shimanto	18oct1998	Kelehe 7:16:27 Crawford 7:27:32 Schalkwyk 7:41:54
<b>22:28.43</b>	<b>Denmark</b>		<b>8</b>	<b>Gibraltar</b>	<b>07nov2010</b>	<b>Paldan 7:04.40 Karlsen 7:34.28 Petersen 7:49.35</b>
22:29.03	Hungary		7	Cleder	25aug1996	Gyori 7:01.53 Zsigovics 7:23.36 Siko 8:03.54
22:30.44	Ireland		8	Winschoten	08sep2007	Rea 7:21.42 Maguire 7:31.05 Collins 7:37.57
<b>22:31.14</b>	<b>Finland</b>		<b>7</b>	<b>Torhout</b>	<b>16 jun2006</b>	<b>Savalainen 7:01.36 Asmo Ahola 7:29.05 Arto Ahola 8:00.33</b>
22:31.43	England		1	Redwick	22jul2012	Smalls 7:25.04 Holgate 7:26.12 Scotney 7:40.27
22:31.53	Russia		2	Tainan	12nov2003	Murzin 7:08.20 Kharitonov 7:22.08 Tyazhkorob 8:01.25
22:31.59	Germany		5	Wisnchoten	10sep2011	Collet 7:04.35 Sommer 7:38.59 Zimmermann 7:48.25
22:32.49	Hungary		4	Faenza	31may1997	Zsigovics 7:15.18 Kovacs 7:28.12 Bogar 7:49.19
22:34.06	Scotland		2	Dublin	19jun1999	Sichel 7:32.40 Ritchie 7:35.29 Bottomley 7:44.13
22:34.19	Italia		5	Faenza	31may1997	Sartori 7:01.20 Bernabei 7:44.02 Piola 7:48.57
22:34.56	France		6	Faenza	31may1997	Curton 7:17.29 Peton 7:29.25 Foucat 7:48.02
22:35.36	Great Britain		9	Winschoten	08sep2007	Bragg 7:03.12 Harwood 7:23.38 Lynas 8:08.46
22:35.48	Belgium		8	Torhout	16 jun2006	Taelman 7:29.10 Moyson 7:31.14 Hostens 7:35.14
22:36.50	U.S.A.		4	River Shimanto	18oct1998	Szydlik7:25.41 Garcia7:28.34 Teason 7:42.35
22:37.48	Nederland		10	Winschoten	13sep1997	Simbula 7:09.51 Epskamp 7:18.16 Kroezen 7:26.32
22:37.50	Nederland		8	Chernogolovka	19apr2003	Epskamp 7:11.06 Zoutman 7:38.52 vdLoop 7:47.52
22:38.45	Belgium		8	Cleder	25aug1996	Taelman 6:53.48 Andries 7:33.14 Beneens 8.11.43
22:42.30	Espana		10	Seregno	22apr2012	Cuevas 6:44.54 Romero 7:11.40 Alvarez 8:45.56
<b>22:42.43</b>	<b>Swaziland</b>		<b>1</b>	<b>Gaborone</b>	<b>01may1994</b>	<b>Dlamini 7:27.15 Mangena 7:32.55 Ndlovu 7:42.33</b>
22:42.53	Nederland		6	Winschoten	15sep2002	Lust 7:27.04 de Ruiten 7:28.39 Kroezen 7:47.10
22:43.01	Canada		5	Torhout	20jun1987	*unofficial
22:43.01	Nederland		5	Torhout	20jun1987	*unofficial

22:44.05	Belgium		6	Winschoten	10sep2011	Vermeesch 6:47.01 Casier 7:54.02 Van Haeck 8:53.02
22:44.53	England		1	Dublin	02apr2005	Croft 7:23.48 Goodridge 7:38.47 Finill 7:42.38
22:46.36	Canada		12	Winschoten	16sep1995	Fekner 7:09.45 Royer 7:38.24 Jackson 7:58.27
22:47.02	Italia		unf	Faenza	26may1991	Tamburini 7:25.18 Tecce 7:40.49 Loi 7:40.55
22:47.52	Espana		13	Winschoten	16sep1995	Fernandez 7:16.26 Murillo 7:41.44 Rodriguez 7:49.42
22:48.44	England		1	Greenwich	19may1998	Moore 6:57.33 Hill 7:54.42 Guichard 7:56.29
22:49.43	New Zealand		1	Kurow	31dec1993	Hurring 6:59.14 MacDonald 7:27.32 Steele 8:02.57
22:50.05	Slovakia		11	Winschoten	13sep1997	Hrmo 7:13.52 Gyurke 7:29.56 Durkovskiy 8:06.17
22:50.29	Italia		9	Gibraltar	07nov2010	Bernabei 7:05.54 Bertone 7:48.41 Fattore 7:55.54
22:53.26	Botswana		14	Winschoten	16sep1995	Khadube 7:20.12 Nkau 7:27.21 Ntesang 8:05.53
22:53.56	France		5	River Shimanto	18oct1998	Guichard6:58.41 Heubi 7:52.21 Gack 8:02.54
22:54.15	England		1	Edinburgh	20jul1997	Moore 7:01.22 Guichard 7:14.13 Taylor 8:05.19
22:54.24	Canada		9	Torhout	08aug1993	Fekner 7:17.14 Feeney 7:43.05 Holubar 7:54.06
22:56.59	Hungary		6	Chavagnes	27may1995	Gyori 6:49.24 Mucsi 7:32.51 Vanya 8:34.44
22:57.08	Austria		10	Gibraltar	07nov2010	Huemer 7:20.42 Hart 7:42.43 Rauth 7:53.59
22:57.21	Belarus		11	Winschoten	10sep2000	Kanarsky 6:55.45 Rymasheuski 7:44.15 Sakovitch 8:17.21
22:57.42	Finland		11	Gibraltar	07nov2010	Ahola 7:16.48 Halmi 7:42.43 Talvitie 7:58.21
<b>22:58.45</b>	<b>Portugal</b>		<b>13</b>	<b>Chavagnes</b>	<b>15may1999</b>	<b>Da Fonseca 7:32.47 Pereira 7:35.45 de Sa 7:50.13</b>
22:59.25	Italia		6	Lake Saroma	26jun2005	Ardemagni 7:10.22 Bernabei 7:54.02 Malfatti 7:55.01
<b>22:59.39</b>	<b>Czech Rep.</b>		<b>1</b>	<b>Winschoten</b>	<b>12sep1992</b>	<b>Drahorad 7:15.57 Durana 7:29.26 Galovic 8:14.16</b>
23:00.07	Hungary		10	Winschoten	08sep2007	Zabari 6:52.31 Hajduska 7:58.50 Zahoran 8:08.46
23:01.38	Italia		4	Winschoten	29sep2001	Fattore 7:36.56 Bellisario 7:37.26 Isaia 7:45.10
23:02.39	Czech Rep.		12	Gibraltar	07nov2010	Oralek 6:58.25 Adamec 7:49.20 Bohdal 8:14.53
23:04.37	Czech Rep.		9	Cleder	25aug1996	Jelinek 6:38.15 Nemecek 6:59.06 Solnicka 9:27.16
23:06.23	Hungary		8	Torhout	20jun2009	Zabari 7:19.41 Szaloki 7:38.26 Hajduska 8:08.18
23:07-17	Ireland		7	Winschoten	10sep2011	Doherty 7:08.07 O'Neill 7:33.24 Byrne 8:21.46
23:07.16	Australia		3	Duluth	27oct1990	Jacobs 7:22.12 Tolliday 7:39.48 Standeven 8:05.16
23:07.30	Espana		6	Belves	30apr2000	Rodriguez 7:20.58 Alvarez 7:40.28 Martinez 8:06.04
23:07.49	Australia		4	Winschoten	11sep2004	Criniti 7:23.30 Blake 7:47.42 Wheatley 7:56.37
23:09.05	Italia		7	Belves	30apr2000	Vedilei 7:33.58 Tretto 7:42.29 Piola 7:52.38
23:09.10	Belgium		11	Seregno	22apr2012	Mertens 7:37.19 Casier 7:39.31 van der Linden 7:52.20
23:10.03	Canada		14	Chavagnes	15may1999	Hickey 6:57.58 Phillips 7:56.30 Bomhower 8:15.35
23:10.24	Botswana		1	Gaborone	09aug1992	Tapela 7:36.39 Marope 7:43.15 Moreetsi 7:50.30
23:10.27	Belarus		8	Torhout	21jun2002	Lioshyn 7:18.49 Rymasheusky 7:53.18 Chyrytsa 7:58.20
23:11.24	Poland		12	Seregno	22apr2012	Szymandera 7:04.12 Elwart 7:46.58 Guzowski 8:20.18
23:11.40	Slovakia		10	Cleder	25aug1996	Seman 7:39.00 Polak 7:41.30 Cyurke 7:51.10
23:11.56	Ukraina		6	Winschoten	03sep1994	Moskalenko 7:12.45 Moskvina 7:54.45 Tireyer 8:04.26
23:12.33	Czech Rep.		13	Seregno	22apr2012	Oralek 7:13.47 Cogan 7:46.35 Adamec 8:12.11
23:12.46	England		1	Edinburgh	09jul2000	Moore 7:14.57 Finill 7:37.11 Guichard 8:20.38
23:14.43	Hungary		16	Winschoten	16sep1995	Gyori 6:56.41 Mucsi 7:55.45 Molnar 8:22.17
23:14.53	Hungary		7	Winschoten	15sep2002	Bama 7:15.35 Olasz 7:39.38 Wimmer 8:19.42






23:17.12	Scotland		1	Victoria	31aug1994	Ritchie 7:29.46 Francis 8:05.01 Young 8:59.47
23:17.28	Germany		7	Winschoten	03sep1994	Herrmann 7:54.53 Meyer 7:36.15 Zander 8:06.20
23:17.56	Scotland		3	Cwumbria	19sep2009	Jeans 7:24.05 Rankin 7:49.06 Hart 8:04.45
23:18.11	Norway		11	Winschoten	08sep2007	Gilberg 7:28.19 Sorstad 7:49.45 Paivarinne 8:00.07
23:18.28	Espana		3	Winschoten	11sep1999	Rodriguez 7:30.44 Alvarez 7:49.14 Martinez 7:58.30
23:18.52	Finland		8	Winschoten	10sep2011	Klasila 7:35.47 Hyppola 7:48.17 Halme 7:54.48
23:19.09	Nederland		15	Winschoten	16sep1995	van Rotterdam 6:57.40 Epskamp 7:25.43 Noor 8:48.46
23:19.37	Espana		5	Winschoten	29sep2001	Martinez 7:05.09 Alvarez 7:26.42 Murillo 8:48.06
23:21.48	Scotland		2	Edinburgh	07jul2000	Reid 7:27.24 Davidson 7:48.24 Mathison 8:06.00
23:22.15	Espana		6	River Shimanto	18oct1998	Corredor 7:16.54 Alvarez 7:24.56 Fernandez 8:40.25
23:26.10	Belgium		8	Misari	08 oct2006	Papanikitas 7:16.38 Taelman 7:51.02 Hostens 8:18.14
23:26.31	Norway		13	Gibraltar	07nov2010	Sorstad 7:20.13 Gilberg 7:48.42 Paivarinne 8:17.36
<b>23:26.33</b>	<b>Bretagne (Fr)</b>		<b>1</b>	<b>Cleder</b>	<b>23aug1998</b>	<b>Eveno 7:31.31 Charpentier 7:53.20 Le Hir 8:01.42</b>
23:26.46	New Zealand		17	Winschoten	16sep1995	McDonald 7:13.05 Prince 7:49.18 Robinson 8:24.23
23:26.53	Czech Rep.		10	Lake Saroma	26jun1994	Orgonik 7:27.36 Rusek 7:41.55 Privatsky 8:17.22
23:29.23	Slovakia		9	Torhout	16 jun2006	Lindvai 7:26.52 Hrmo 7:47.02 Bujnak 8:15.29
23:30.10	Slovakia		5	Winschoten	11sep2004	Lindvai 7:04.32 Bujnak 7:58.14 Polak 8:27.24
23:31.06	Great Britain		9	Torhout	21jun2002	Andersen 7:34.46 Finill 7:42.47 Walmsley 8:13.33
23:31.11	Czech Rep.		10	Torhout	08aug1993	Orgonik 7:39.19 Drahorad 7:54.46 Privatsky 7:57.06
23:32.05	England		1	Cardiff	01sep2002	Finill 7:17.05 Lynas 7:42.07 Hill 8:32.53
23:32.41	Canada		4	Cwumbria	19sep2009	Froese 7:32.33 Bentley 7:57.03 Lofti-Pour 8:03.05
23:33.09	Australia		18	Winschoten	16sep1995	Sloan 7:02.57 Barton 7:48.23 Spehr 8:41.19
23:33.37	Scotland		2	Greenwich	19may1998	Sichel 7:26.33 Ritchie 7:41.28 Williamson 8:25.36
23:34.05	Swaziland		19	Winschoten	16sep1995	Dlamini 7:05.36 Masango 7:22.54 Mangena 9:05.35
23:34.20	Canada		7	Tarquinia	08nov2008	Webb 7:39.50 Froese 7:56.49 Redpath 7:57.41
23:35.00	Nederland		7	Faenza	28may2004	Veron 7:37.35 Epskamp 7:57.40 de Ruiten 7:59.45
23:35.07	Slovakia		12	Winschoten	10sep2000	Hrmo 7:36.28 Gajdos 7:54.59 Gallik 8:03.40
23:36.34	Botswana		1	Gaborone	06jun1993	Moreetsi 7:29.46 Ntesang 7:50.05 Kobo 8:16.43
23:36.38	Slovakia		14	Gibraltar	07nov2010	Evin 7:25.53 Tichy 7:35.28 Lindvai 8:35.17
23:37.07	Belarus		8	Faenza	28may2004	Bula 7:44.44 Rymasheuski 7:49.50 Navitski 8:02.33
<b>23:37.10</b>	<b>Mexico</b>		<b>15</b>	<b>Chavagnes</b>	<b>15may1999</b>	<b>Bravo 7:30.48 Veritz 8:02.33 Juarez 8:03.49</b>
23:39.28	Norway		10	Cleder	26aug2001	Gilberg 7:37.39 Skarpsno 7:58.48 Eivindsen 8:03.01
23:39.58	Australia		8	Tarquinia	08nov2008	Cook 7:47.54 Blake 7:51.41 - Cochrane 8:00.23
23:40.04	Slovakia		16	Chavagnes	15may1999	Hrmo 7:42.39 Piliar 7:58.08 Polak 7:59.17
23:40.33	Poland		11	Cleder	26aug2001	Magier 7:17.57 Cieplak 7:29.29 Urbanowicz 8:53.07
23:41.26	Germany		4	Winschoten	11sep1999	Sommer 7:11.14 Amborn 8:07.58 Krajenski 8:22.14
23:41.36	Germany		3	Tainan	12nov2003	Sommer 7:15.03 Miksch 8:05.07 Amborn 8:21.26
23:42.03	England		1	Edinburgh	21jul1996	Moore 7:17.16 Downs 8:05.48 Harney 8:18.59
23:46.32	Austria		9	Winschoten	10sep2011	Rauth 7:28.49 Gratzl 8:06.52 Lilek 8:10.51
23:46.57	New Zealand		8	Misari	08 oct2006	Lukes 6:57.54 Hannah 8:10.51 Cooper 8:37.55
23:46.58	Japan		7	River Shimanto	18oct1998	Kashihara 7:13.21 Kusano 8:10.42 Kondo 8:22.55

23:48.24	Russia		7	Lake Saroma	26jun2005	Murzin 6:24.15 Spiridonov 8:18.25 Sinioushkin 9:05.44
23:48.37	Nederland		6	Winschoten	11sep2004	Lust 7:30.00 Epskamp 8:08.05 Roberts 8:10.32
23:49.42	Denmark		7	Winschoten	11sep2004	Kappel 7:38.49 Nilsson 8:02.11 Henriksen 8:08.42
23:52.37	Belgium		9	Torhout	20jun2009	Vermeesch7:23.42 Mertens 8:00.09 Casier 8:28.58
23:52.50	Ireland		2	Galway	28mar2009	Maguire 7:30.56 Keith 7:45.12 O'Regan 8:36.42
23:53.09	U.S.A.		8	Winschoten	11sep2004	Warner 7:35.53 Wahman 7:47.42 Ramacier 8:29.34
23:54.08	Australia		8	Lake Saroma	26jun2005	Blake 7:08.57 Wheatley 7:36.33 Hutchinson 9:08.38
23:54.38	Japan		4	Tainan	12nov2003	Nojo 7:22.16 Kondo 7:47.44 Nomura 8:44.38
23:54.49	Canada		12	Winschoten	08sep2007	Bentley 7:49.22 Froese 7:50.19 Webb 8:15.08
23:54.59	Mexico		13	Winschoten	10sep2000	Acevedo 7:40.12 Amador 7:55.29 Gomez 8:19.18
23:55.25	Finland		9	Tarquinia	08nov2008	Raittila 6:56.49 Asmo Ahola 8:20.28 Anttila 8:38.08
<b>23:55.26</b>	<b>Greece</b>		<b>10</b>	<b>Torhout</b>	<b>21jun2002</b>	<b>Kouros 7:18.19 Stamos 8:07.18 Ioannidis 8:29.39</b>
23:56.28	Australia		15	Gibraltar	07nov2010	Cook 7:49.34 Heyden 7:50.28 Caddock 8:16.26
23:57.19	Czech Rep.		13	Winschoten	08sep2007	Oralek 7:46.53 Krejci 7:48.50 Kase 8:21.36
23:57.45	Slovakia		11	Torhout	08aug1993	Furin 7:47.29 Polak 8:01.20 Obraz 8:08.56
23:58.59	England		1	Nottingham	20may1995	Eccles 7:22.48 Bream 7:45.15 McLaughlan 8:50.56
24:01.13	Canada		10	Torhout	20jun2009	Froese 7:50.28 Bentley 7:50.28 Banas 8:20.21
24:01.13	Scotland		2	Edinburgh	21jul1996	Ritchie 7:38.15 Pride 8:01.38 Stirling 8:21.20
24:01.27	Scotland		2	Nottingham	20may1995	Sichel 7:32.08 Francis 8:04.54 Williamson 8:24.25
24:04.25	Ukraine		10	Winschoten	10sep2011	Zheleznov 7:35.52 Kovtun 7:49.05 Chesnikov 8:39.28
24:04.44	Belarus		8	Winschoten	15sep2002	Rymasheuski 7:53.31 Bula 7:56.04 Chiritsa 8:13.09
24:05.18	Australia		12	Winschoten	13sep1997	Sloan 7:58.15 Francis 7:59.21 Clarke 8:07.51
24:07.05	Belgium		10	Tarquinia	08nov2008	Taelman 7:45.14 Casier 7:52.17 Hostens 8:29.34
24:07.33	Nederland		7	Faenza	31may1997	Epskamp 7:41.42 Kroezen 7:58.18 Pleyster 8:27.33
24:08.44	Espana		9	Chernogolovka	19apr2003	Alvarez 7:36.05 Escobar 7:37.00 Posado 8:55.39
<b>24:09.23</b>	<b>Northern Ireland</b>		<b>2</b>	<b>Moreton-in-Marsh</b>	<b>20may2001</b>	<b>Anderson 7:17.18 Paton 8:06.30 Kilpatrick 9:45.35</b>
24:09.28	Scotland		3	Galway	28mar2009	Rankin 7:43.04 Mason 7:49.54 Hill 8:36.30
24:10.06	Korea		10	Misari	08 oct2006	Jin B. 7:43.32 Jin J. 7:58.14 Lee 8:28.20
24:10.30	Czech Rep.		12	Cleder	26aug2001	Brunner 7:40.38 Krejci 7:47.57 Skopil 8:41.53
24:11.20	Belgium		9	Lake Saroma	26jun2005	Taelman 7:49.47 Hostens 8:06.23 Papanikitas 8:15.10
24:12.08	Korea		9	Winschoten	11sep2004	Sim 7:13.35 Namgung 8:14.42 Jang 8:44.11
24:13.29	Korea		1	Jeju City	07apr2012	Sim 7:16.13 Cheon 8:13.00 Kim 8:44.16
24:15.15	Slovakia		10	Lake Saroma	26jun2005	Lindvai 7:26.25 Bujnak 8:24.35 Hrmo 8:34.35
24:15.25	Belgium		14	Winschoten	08sep2007	Taelman 7:50.13 Casier 7:58.38 Vermeesch 8:26.34
24:15.49	Japan		11	Torhout	21jun2002	Kondo 7:29.23 Nishimura 7:35.55 Nojo 9:10.31
24:16.19	Slovakia		5	Winschoten	11sep1999	Hrmo 7:42.57 Gallik 8:11.58 Balosak 8:21.24
24:17.02	Denmark		11	Tarquinia	08nov2008	Karlsen 8:00.43 Nilsson 8:03.01 Petersen 8:13.18
24:17.04	Austria		11	Torhout	20jun2009	Hartl 7:54.17 Lehner 7:57.47 Predl 8:25.01
24:18.04	U.S.A.		12	Tarquinia	08nov2008	Wardian 7:06.35 Lint 8:06.35 Crowther 9:04.54
24:19.06	Canada		16	Gibraltar	07nov2010	Asselin 7:40.37 Bentley 8:19.14 Froese 8:19.15
24:20.18	Poland		9	Faenza	31may1997	Plochocki 7:55.09 Pedzich 7:58.06 Cieplak 8:27.03

24:20.31	Slovakia		9	Faenza	28may2004	Lindvai 7:29.46 Bujnak 8:16.25 Hrmo 8:24.20
24:22.08	Belarus		13	Cleder	26aug2001	Lioshin 7:31.00 Lavrentyev 7:46.06 Bykau 8:17.32
24:22.12	Czech Rep.		7	Chavagnes	27may1995	Drahorad 7:33.13 Orgonik 7:36.33 Kumsta 9:12.26
24:23.19	Ireland		17	Gibraltar	07nov2010	Collins 7:52.08 Byrne 8:03.01 O'Reagan 8:28.10
<b>24:24.31</b>	<b>Wales</b>		<b>4</b>	<b>Perth</b>	<b>27mar2011</b>	<b>McCormack 7:57.10 Pares 8:08.47 Mower 8:18.34</b>
24:24.36	Slovakia		8	Faenza	31may1997	Polak 7:58.21 Hrmo 8:03.48 Durkovskiy 9:53.07
<b>24:26.33</b>	<b>Namibia</b>		<b>10</b>	<b>Winschoten</b>	<b>11sep2004</b>	<b>Roman 7:46.21 Hoeb 7:57.27 Solomo 8:42.45</b>
24:26.49	Nederland		6	Winschoten	29sep2001	Epskamp 7:25.37 Hendricks 8:27.25 Nabuurs 8:33.47
24:28.48	Slovakia		6	Winschoten	10 sep2005	Bujnak 7:56.43 Hrmo 7:56.44 Durkovsky 8:35.21
24:29.17	Denmark		11	Lake saroma	26jun2005	Henriksen 7:55.56 Nilssen 7:56.03 Tranum 8:37.18
24:29.43	Great Britain		5	Tainan	12nov2003	Walmsley 7:41.02 Finill 8:03.34 Dell 8:45.07
24:30.19	Czech Rep.		8	Moskwa	04may1996	Darhorad 7:46.48 Dedina 7:57.32 Orgonik 8:45.59
24:30.43	Slovakia		11	Misari	08 oct2006	Lindvai, Hrmo, Bunjak
24:32.27	Finland		12	Torhout	20jun2009	Asmo Ahola 7:54.13 Salomaa 7:59.27 Heerman 8:38.57
24:32.28	Finland		14	Seregno	22apr2012	Klasila 7:27.53 Halme 7:54.32 Talvitie 9:10.03
24:33.03	Slovakia		8	Winschoten	03sep1994	Gondas 7:22.59 Lacko 8:35.02 Furin 8:35.02
24:33.07	Great Britain		11	Winschoten	10sep2011	Stewart 7:49.59 Smalls 7:53.06 Jeans 8:50.02
24:33.28	Botswana		9	Moskwa	04may1996	Khudube 7:46.42 Nkau 8:03.54 Molebatsi 8:42.52
24:34.54	Canada		14	Cleder	26aug2001	Hickey 7:25.38 Wall 8:31.44 Sherman 8:37.32
24:34.58	Hungary		10	Torhout	16 jun2006	Zabari 6:54.13 Kalotai 8:05.13 Blaho 9:35.32
24:37.26	Scotland		2	Redwick	22jul2012	Consani 7:51.28 Williamson 7:55.54 Mayre 9:39.34
24:37.45	Nederland		7	Palamos	16feb1992	Van Dijk 7:07.49 Vis 8:32.39 Dijk 8:57.17
24:38.26	Slovakia		15	Cleder	26aug2001	Hrmo 7:29.41 Durana 8:34.27 Gallik 8:34.28
24:39.06	Nederland		7	Winschoten	10 sep2005	Lust 7:46.35 Roberts 8:08.41 De Ruiter 8:44.00
<b>24:42.03</b>	<b>Latvia</b>		<b>10</b>	<b>Chernogolovka</b>	<b>19apr2003</b>	<b>Dudels 7:49.33 Dude 8:19.26 Suborins 8:33.04</b>
24:42.46	Denmark		11	Chernogolovka	19apr2003	Olsen 7:44.42 Andersen 8:23.35 Hendriksen 8:34.49
24:42.52	Finland		8	Winschoten	10 sep2005	Arto Ahola 7:42.20 AsmoAhola 8:26.46 Surikka 8:33.51
24:43.03	Czech Rep.		12	Misari	08 oct2006	Oralek 7:58.42 Krejci 8:02.30 Hotar 8:41.51
24:43.59	Northern Ireland		3	Edinburgh	09jul2000	Anderson 7:46.59 Paton 8:04.27 Johnston 8:52.33
24:44.22	Denmark		15	Winschoten	08sep2007	Karlsen 7:50.44 Nilsson 8:06.20 Henriksen 8:47.18
24:45.02	Scotland		2	Edinburgh	06ju02003	Warwick 7:47.11 Mason 8:13.04 Kennedy 8:44.47
24:45.10	Nederland		13	Misari	08 oct2006	Roberts 8:04.13 Lantink 8:08.37 Epskamp 8:32.20
<b>24:45.19</b>	<b>Lithuania</b>		<b>18</b>	<b>Gibraltar</b>	<b>07nov2010</b>	<b>Seithalijevs 7:53.02 Ardzijauskas 8:01.13 Vedelkis 8:51.04</b>
24:45.24	Canada		12	Torhout	21jun2002	Hickey 7:09.24 Barteaux 8:45.29 Michalak 8:50.31
24:46.27	New Zealand		12	Lake Saroma	26jun2005	Lukes 7:34.51 Koenen 8:16.25 Butcher 8:55.51
24:50.26	Belgium		6	Winschoten	11sep1999	Goethals 7:39.33 Dierckx 8:19.16 VanLangendonck 8:24.22
24:51.25	Germany		7	Winschoten	29sep2001	Massny 7:43.36 Zens 8:24.18 Graf 8:43.31
24:51.35	Australia		13	Torhout	20jun2009	Cook 7:50.35 Baldock 8:24.47 Cochrane 8:36.17
24:52.22	Czech Rep.		20	Winschoten	16sep1995	Drahorad 7:58.08 Orgonik 8:22.55 Rusek 8:31.19
24:53.12	Germany		10	Faenza	31may1997	Sommer 6:57.17 Klement 8:48.37 Heukemes 9:07.19
24:54.12	England		1	Moreton-in-Marsh	20may2001	Finill 7:24.20 Feighan 7:43.15 Walmsley 7:46.37

<b>24:54.14</b>	<b>Sweden</b>		<b>13</b>	<b>Tarquinia</b>	<b>08nov2008</b>	<b>Buud 7:41.29 Ritella 8:04.31 Hartikainen 9:08.14</b>
24:54.53	Denmark		14	Winschoten	10sep2000	Olsen 6:58.31 Wigard 8:56.30 Andersen 8:59.52
24:57.13	Great Britain		16	Cleder	26aug2001	Reid 7:58.34 Geldhill 8:26.55 Hards 8:28.54
24:57.47	Canada		13	Winschoten	13sep1997	Swadling 7:50.06 Leonard 8:10.56 Royer 8:56.45
24:59.11	Denmark		13	Torhout	21jun2002	Andersen 7:43.26 Gommesen 8:36.18 Nilsson 8:39.27
24.04.25	Scotland		2	Cardiff	27jun2004	Merdes 7:43.47 Holl 7:52.54 Mason 8:27.44
25:01.57	Slovakia		14	Torhout	20jun2009	Tichy 7:12.38 Hrmo 8:06.47 Bujnak 9:02.35
25:02.32	Botswana		8	Palamos	16feb1992	Marope 7:53.19 Khudube 8:04.07 Ntesang 9:05.06
25:02.57	Botswana		2	Gaborone	01may1992	Nkau 7:54.14 Tapela 8:17.07 Phaladi 8:51.36
25:03.45	Canada		13	Lake Saroma	26jun2005	Redpath 7:48.13 MacLean 8:31.18 Darren 8:44.14
25:04.03	Japan		2	Kurow	31dec1994	Watanabe 7:19.58 Kobayashi 8:44.52 Tanaka 8:59.13
25:05.04	Scotland		2	Cardiff	01sep2002	McLaughlin 7:54.31 Mathison 8:40.21 Noble 8:50.12
25:05.25	Mexico		16	Winschoten	08sep2007	Lezama 8:09.08 Contreras 8:22.22 Bravo 8:33.55
25:06.05	Slovakia		8	River Shimanto	18oct1998	Gyurke8:03.26 Hrmo 8:26.00 Polak 8:36.39
25:06.17	Belarus		12	Winschoten	10sep2011	Rymaushevskiy 8:03.53 Navitzki 8:19.30 Budnik 8:42.54
25:06.37	Canada		15	Winschoten	10sep2000	Sherman 8:04.41 Philips 8:07.34 Sessions 8:54.22
25:07.47	Czech Rep.		14	Winschoten	13sep1997	Drahorad 7:56.12 Bilek 8:25.07 Rusek 8:46.28
25:10.43	Scotland		2	Cardiff	18may2008	Hart 7.50.48 Hill 8:37.42 Gardiner 8:42.11
25:13.58	Finland		11	Winschoten	11sep2004	Arto Ahola 8:04.22 Granqvist 8:18.56 Lehtonen 8:50.40
25:15.19	U.S.A.		4	Faenza	26may1991	Schieffer 7:44.23 Trayer 8:31.26 Lenderking 8:49.00
25:15.32	Ireland		2	Dublin	02apr2005	Keith 8:04.13 Rea 8:27.23 Mangan 8:44.16
25:17.02	Hungary		14	Tarquinia	08nov2008	Zahorian 7:54.55 Hajduska 8:23.47 Peto 8:58.20
25:17.41	Canada		14	Misari	08 oct2006	Froese 8:01.41 Bentley 8:11.48 Barteaux 9:04.12
25:18.03	Belarus		9	Winschoten	10 sep2005	Bula 6:52.37 Shynkarou 8:42.02 Hrybayedau 9:43.24
25:19.38	Belarus		15	Torhout	20jun2009	Bula 7:44.05 Budnik 7:58.49 Navitski 9:36.44
<b>25:20.12</b>	<b>Taiwan</b>		<b>6</b>	<b>Tainan</b>	<b>12nov2003</b>	<b>Chan 8:03.52 Kuo 8:13.47 Lieuw 9:02.33</b>
25:23:41	Czech Rep.		16	Torhout	20jun2009	Oralek 7:28.50 Kase 8:43.19 Kubale 8:43.31
25:23.05	Wales		4	Galway	28mar2009	Ridgway 7:49.30 Pares 8:40.28 Mower 8:53.07
25:23.45	Belarus		17	Winschoten	08sep2007	Budnik 7:56.59 Kanarski 8:07.02 Rymasheuski 9:19.44
25:25.23	Ireland		15	Winschoten	13sep1997	Martin 7:51.42 Fanning 8:39.39 Anglim 8:54.02
25:27.31	Czech Rep.		5	Winschoten	18sep1993	Orgonik 7:15.23 Hanke 8:43.58 Solnicka 9:28.10
25:28.19	Canada		12	Winschoten	11sep2004	Nicol 8:08.18 Mclean 8:30.55 Cook 8:49.06
25:29.15	Slovakia		8	Chavagnes	27may1995	Furin 7:57.05 Polak 8:29.32 Kir 9:02.38
25:29.46	Great Britain		9	River Shimanto	18oct1998	Pride 6:59.38 Sichel 7:46.26 Ritchie 10:43.42
25:29.47	Belarus		15	Seregno	22apr2012	Rymausheuski 8:25.43 Navitzki 8:32.02 Bula 8:32.02
25:31.31	Mexico		17	Cleder	26aug2001	Perez 8:09.36 Aguilar 8:30.29 Valdez 8:51.26
25:36.43	Czech Rep.		15	Tarquinia	08nov2008	Oralek 7:52.05 Vydra 8:52.12 Kase 8:52.26
25:37.51	New Zealand		7	Tainan	12nov2003	Bright 8:16.13 Potter 8:35.09 Hannah 8:46.29
25:38.09	Great Britain		4	Santander	01oct1988	Bream 7:37.08 Battye 8:33.27 Tullett 9:27.34 *not official
25:38.28	Canada		2	New York	27feb1993	Fekner 6:51.52 Holubar 8:02.58 Gagnon 8:43.48
25:41.13	Australia		10	River Shimanto	18oct1998	Sloan 7:13.08 Aylott 8:23.24 Every 9:54.41

25:42.02	Wales		4	Edinburgh	09jul2000	J.Rees 8:28.02 E.Rees 8:33.00 A.Cleves 8:41.00
25:42.08	Scotland		3	Moreton-in-Marsh	20may2001	Reid 7:13.30 Morrison 7:39.46 Tulloch 10:48.52
25:47.54	Mexico		14	Lake Saroma	26jun2005	Bravo 7:53.50 Solano 8:25.03 Vadez 8:28.01
25:47.54	Mexico		14	Lake Saroma	26 jun2005	Bravo 7:53.50 Solano 8:26.03 Molina 8:28.01
25:50.40	Canada		11	Lake Saroma	26jun1994	Fekner 7:34.09 Wytyczak 8:51.02 Feeney 9:25.29
25:51.03	Canada		16	Seregno	22apr2012	Asselin 8:30.13 Bentley 8:38.24 Webb 8:42.26
25:52.02	Belarus		16	Tarquinia	08nov2008	Navitski 8:25.34 Bula 8:29.59 Dyleuski 8:56.29
25:53.54	Slovakia		12	Chernogolovka	19apr2003	Hrmo 7:52.45 Bujnak 8:47.07 Gajdos 9:14.02
25:54.35	Denmark		9	Winschoten	15sep2002	Madsen 8:20.58 Wigard 8:37.55 Trandum 8:55.42
25:57.26	Canada		13	Winschoten	10sep2011	Huising 8:23.25 Webb 8:40.49 Lofti-Pour 8:53.12
25:57.59	Latvia		12	Torhout	08aug1993	Jermolajevs 7:52.23 Sefanovics 8:40.46 Brencis 9:24.50
26:01.27	Mexico		15	Misari	08 oct2006	Valdez 8:30.12 Bravo 8:39.01 Hernandez 8:52.14
26:04.41	Wales		3	Dublin	19jun1999	J.Rees 8:23.57 I.Rees 8:48.27 Rowberry 8:52.17
26:05.44	Nederland		8	Tainan	12nov2003	Lust 8:03.53 Hendricks 8:56.37 Epskamp 9:05.14
26:10.27	Greece		21	Winschoten	16sep1995	Reppos 7:49.10 Sideris 8:47.27 Stamoulis 9:33.50
26:12.35	Czech Rep.		13	Chernogolovka	19apr2003	Krejci 7:26.14 Sourek 8:36.57 Seidl 10:09.24
26:13.30	Nederland		15	Lake Saroma	26jun2005	Hendricks 8:43.51 Epskamp 9:20.26 vanderLoop 9:20.26
26:13.53	Australia		17	Chavagnes	15may1999	Wheatley 7:46.06 Criniti 9:13.49 Kinshofer 9:13.58
26:15.35	Slovakia		8	Belves	30apr2000	Hrmo 8:11.04 Piliar 9:01.55 Gallik 9:02.36
26:16.13	Wales		3	Cardiff	01sep2002	Cleves 8:06.27 Adams 8:34.38 Jeff Rees 9:35.08
26:17.19	Scotland		2	Gloucester	02apr2006	Hill 8:27.31 Mathieson 8:46.36 Kennedy 8:53.12
26:17.59	Hungary		10	Faenza	28may2004	Olasz 8:44.38 Osso 8:44.38 Wimmer 8:48.43
26:20.15	Slovakia		9	Torhout	19jun1998	Furin 8:44.44 Gallik 8:44.44 Gyurke 8:50.47
26:22.09	Slovakia		14	Winschoten	10sep2011	Evin 8:20.06 Tichy 8:41.09 Bujnak 9:20.54
26:23.40	Slovakia		17	Tarquinia	08nov2008	Tichy 7:21.14 Hrmo 9:31.13 Bujnak 9:31.13
26:23.47	Denmark		15	Winschoten	10sep2011	Prodel 8:36.22 Karlsen 8:40.09 Petersen 9:07.16
26:24.10	Czech Rep.		13	Winschoten	11sep2004	Kase 8:06.12 Ondrus 8:57.14 Smyd 9:20.28
26:24.16	Greece		13	Torhout	08aug1993	Sideris 8:15.36 Karpouza 8:38.44 Skoulis 8:56.25
26:25.43	Lithuania		17	Torhout	20jun2009	Seithalijevs 8:18.58 Ardzijauskas 8:51.40 Auskalnis 9:15.23
26:28.49	Wales		3	Cardiff	18may2008	Pares 7:50.07 Mower 8:54.19 Baker 9:44.23
26:29.01	Great Britain		10	Winschoten	15sep2002	Sichel 7:51.11 Anderson 8:08.34 Doherty 9:28.54
26:30.38	Wales		3	Edinburgh	20jul1997	J.Rees 8:24.44 Holling 8:58.43 E.Rees 9:07.11
26:34.02	Wales		3	Greenwich	19may1998	J.Rees 8:12.12 Rowberry 8:57.19 I.Rees 10:03.16
26:34.59	Hungary		9	Winschoten	03sep1994	Gyori 6:56.29 Kisko 9:25.19 Kovacs 10:13.11
26:45.16	Belarus		14	Winschoten	11sep2004	Bula 7:08.16 Rymasheuski 8:24.40 Budnik 11:12.18
26:46.26	Czech Rep.		11	Torhout	16jun2006	Hotar 8:15.45 Osladil 8:51.39 Barborak 9:39.02
26:46.51	Belgium		9	Tainan	12nov2003	VanderLinden 7:49.46 VandenDriessche 8:13.20 Hostens 10:43.45
26:47.06	Latvia		17	Seregno	22apr2012	Nilovs 8:19.41 Uzols 8:37.52 Suborins 9:49.33
26:47.12	Czech Rep.		16	Lake Saroma	26jun2005	Oralek 8:16.05 Ondrus 8:53.03 Kase 9:38.04
26:50.47	Australia		9	Palamos	16feb1992	Jacobs 7:18.00 Smith 7:54.31 Barker 11:38.16
26:53.49	Czech Rep.		11	Faenza	31may1997	Drahorad 7:54.35 Dvoracek 9:05.27 Rusek 9:53.07
26:57.44	Wales		4	Moreton-in-Marsh	20may2001	E.Rees 8:47.31 Thomas 8:51.44 Adams 8:57.44

26:58.03	Czech Rep.		11	Faenza	28may2004	Kase 8:48.06 Ondrus 8:53.00 Smyd 9:16.57
27:00.23	Mexico		11	River Shimanto	18oct1998	Vertiz 8:13.14 Gomez 9:01.13 Camera 9:45.56
27:04.02	Wales		2	Cleder	23aug1998	Rowberry 8:52.55 Griffiths 9:30.11 Holling 9:40.56
27:04.06	Ireland		4	Dublin	19jun1999	Fanning 8:24.03 McConnell 9:17.38 Anglim 9:22.25
27:05.23	Latvia		16	Winschoten	10sep2000	Sefanovics 8:40.30 Senfelds 8:52.30 Jermolajevs 9:32.23
27:06.04	Czech Rep.		11	Winschoten	15sep2002	Brunner 7:36.41 Smondrc 9:02.50 Sourek 10:26.34
27:10.18	Scotland		2	Edinburgh	20may2007	Hart 8:10.27 Mathieson 9:05.59 Watson 9:53.52
27:13.24	Mexico		15	Winschoten	11sep2004	Sanchez 8:56.12 Juarez 9:01.42 Hernandez 9:15.30
27:15.48	U.S.A.		10	Tainan	12nov2003	Nippert 7:59.03 Bindner 9:33.38 Pirrung 9:43.07
27:17.06	Czech Rep.		10	Winschoten	10sep2005	Osladil 8:32.29 Samonil 9:01.30 Oralek 9:43.07
<b>27:18.47</b>	<b>Uruguay</b>		<b>18</b>	<b>Tarquinia</b>	<b>08nov2008</b>	<b>Erguiz 8:53.46 Olivera 8:57.44 Casal 9:27.17</b>
27:18.56	Wales		3	Edinburgh	20may2007	Shephard 8:20.01 Thomas 10:39.40 Holling 10:54.01
27:19.27	Mexico		19	Tarquinia	08nov2008	Bravo 7:19.01 Sanchez 9:52.39 Moreno 10:07.47
27:24.43	Lithuania		16	Winschoten	10sep2011	Seltikalijevas 8:25.28 Vedelkis 8:51.00 Vazgela 10:08.15
27:25.22	Mexico		18	Torhout	20jun2009	Guerrero 8:30.01 Hernandez 8:37.06 Moreno 10:18.15
27:26.17	Latvia		14	Torhout	21jun2002	Sefanoviks 8:43.45 Senfelds 9:21.01 Suborins 9:21.31
27:26.35	Latvia		19	Gibraltar	07nov2010	Macukus 8:36.01 Kegis 8:39.08 Kartocius 10:11.18
27:27.06	Wales		3	Gloucester	02apr2006	Pares 8:05.35 Mower 9:27.42 Holling 9:54.49
27:28.37	Ireland		3	Cardiff	27jun2004	Kincaid 8:41.37 McConnell 9:07.22 Moran 9:39.38
<b>27:33.00</b>	<b>Argentina</b>		<b>20</b>	<b>Tarquinia</b>	<b>08nov2008</b>	<b>Valles 8:39.58 Sosa 9:15.40 Garcia Verdous 9:37.22</b>
27:38.02	Latvia		6	Winschoten	18sep1993	Sefanovskis 8:28.54 Brencis 8:56.43 Eskins 9:54.05
27:48.12	Ireland		18	Chavagnes	15may1999	McSharry 8:36.35 McConnell 9:25.12 Walters 9:46.25
27:48.28	Canada		12	River Shimanto	18oct1998	Leonard 8:57.17 Chasse 9:20.05 Jackson 9:31.06
27:50.34	Wales		3	Edinburgh	06jul2003	Coles 8:49.19 Adams 9:26.26 J.Rees 9:34.49
27:51.26	Mexico		11	Tainan	12nov2003	Jang 8:28.25 Molina 9:16.32 Marguia 10:06.29
27:51.57	Ireland		10	Moskwa	04may1996	McDonald 9:05.44 Anglim 9:23.06 McConnell 9:23.07
28:17.47	Wales		3	Redwick	22jul2012	Scanton 8:50.22 McCormack 9:18.19 Mower 10:09.06
28:18.09	Czech Rep.		10	Torhout	19jun1998	Drahorad 8:52.06 Sir 9:43.01 Rusek 9:43.02
28:23.56	Latvia		12	Faenza	28may2004	Sanfelds 8:40.40 Sefanovics 9:25.22 Udris 10:17.54
28:39.37	Wales		3	Dublin	02apr2005	Cleves 8:13.04 Mann 10:04.50 Mower 10:21.43
<b>28:40.32</b>	<b>Estonia</b>		<b>12</b>	<b>Torhout</b>	<b>16 jun2006</b>	<b>Luud 9:26.38 Vennikas 9:34.21 Vallerind 9:39.53</b>
28:46.55	Uruguay		20	Gibraltar	07nov2010	Olivera 9:16.47 Casal 9:26.49 Perez 10:03.19
28:47.12	Ireland		4	Greenwich	19may1998	Porter 9:21.55 Anglim 9:41.11 Byrne 9:44.06
28:51.10	Slovakia		12	Tainan	12nov2003	Hrmo 9:13.49 Bujnak 9:45.17 Polak 9:46.04
28:57.15	Argentina		16	Winschoten	11sep2004	Kaul 9:20.14 Giuliani 9:27.54 Glade 10:08.56
28:57.44	Ireland		3	Edinburgh	20jul1997	Fanning 9:08.22 Anglim 9:53.41 Porter 9:53.41
29:04.05	Canada		13	Tainan	12nov2003	Nicol 9:08.08 Barteaux 9:56.36 Michalak 9:59.21
29:12.45	Latvia		18	Cleder	26aug2001	Senfelds 8:19.10 Klavnieks 9:44.32 Klints 11:09.03
29:15.34	Mexico		21	Gibraltar	07nov2010	Contreras 8:24.21 Guerrero 9:10.33 Moreno 11:40.40
29:21.29	Czech Rep.		14	Tainan	12nov2003	Krejci 9:21.22 Rusek 9:49.47 Samonil 10:10.20
29:28.36	Taiwan		15	Torhout	21jun2002	Chen 9:27.41 Mu 9:49.56 Lieuw 10:10.59

29:30.21	Australia		19	Cleder	26aug2001	Sloan 7:45.37 Barron 10:52.04 Davis 10:52.40
29:31.28	Ireland		14	Torhout	08aug1993	McConnell 8:48.25 Marope 9:59.08 Hullins 10:20.56
29:52.53	Scotland		3	Cleder	23aug1998	Stewart 8:39.35 ?? 10:17.29 ?? 10:55.49
30:03.44	Latvia		10	Winschoten	03sep1994	Berzins 8:45.59 Sefanovskis 8:56.48 Klints 12:20.57
30:21.49	Wales		4	Cardiff	27jun2004	Coles 9:25.55 Hyatt 10:16.36 Mann 10:39.09
30:53.47	Latvia		21	Tarquinia	08nov2008	Sefanovskis 9:58.35 Suborins 10:13.27 Udris 10:41.45
31:16.43	New Zealand		1	Kurow	18nov1995	Weiser 9:28.17 Botting 10:33.08 Hines 11:15.18
32:02.35	Czech Rep.		9	Belves	30apr2000	Dedina 9:04.13 Orgornik 10:54.32 Sourek 12:03.50
32:24.51	Mexico		18	Seregno	22apr2012	Valenzuela 9:48.39 Revilla 11:05.21 Vega 11:30.51
33:38.41	Uruguay		17	Winschoten	10sep2011	Olivera 10:37.39 Perez 11:34.34 Ekker 11:56.28
	<i>45Countries/Nazioni</i>					
	<i>562 performances</i>					

note: the Gibraltar course = short 99.903

#### AT 100km team women

<b>22:25.11</b>	<b>Japan</b>		<b>1</b>	<b>Winschoten</b>	<b>08sep2007</b>	<b>Sakurai 7:00.27 Sho 7:27.12 Izutsu 7:57.32</b>
<b>22:28.13</b>	<b>Russia</b>		<b>1</b>	<b>Chernogolovka</b>	<b>19apr2003</b>	<b>Zhyrkova 7:19.51 Myshlyanova 7:33.21 Karaseva 7:35.01</b>
<b>22:28.21</b>	<b>U.S.A.</b>		<b>1</b>	<b>Winschoten</b>	<b>16sep1995</b>	<b>Trason 7:00.48 Perkins 7:43.10 Duryea 7:44.23</b>
22:54.00	Russia		1	Torhout	08aug1993	Shatayeva 7:27.39 Lyachova 7:38.01 Maskina 7:48.20
22:58.51	Russia		1	Tarquinia	08nov2008	Zhirkova 7:23.33 Vishnevskaya 7:38.40 Bychkova 7:56.38
<b>23:04.24</b>	<b>France</b>		<b>1</b>	<b>Chavagnes</b>	<b>17may1999</b>	<b>Cubizolles 7:37.19 Herry 7:49.59 Semur 7:57.06</b>
23:09.16	Russia		1	Lake Saroma	24jun1994	Shatayeva 7:34.58 Petrova 7:46.35 Maskina 7:47.43
23:09.59	Russia		1	Winschoten	11sep2004	Zhyrkova 7:10.32 Bychkova 7:26.37 Karaseva 8:32.50
23:10.30	U.S.A.		1	Seregno	22apr2012	Sproston 7:34.08 Arbogast 7:41.52 P.Smith 7:54.30
23:12.23	France		2	Winschoten	08sep2007	Fricotteaux 7:26.44 Maggolini 7:42.51 Signorio-Baldacchino 8:02.48
23:13.56	Russia		1	Torhout	21jun2002	Zhyrkova 7:37.06 Myshlyanova 7:45.56 Karseva 7:50.54
23:14.49	Russia		1	Moskwa	04may1996	Shatayeva 7:33.10 Sidorenkova 7:48.25 Lyachkova 7:53.14
<b>23:16.54</b>	<b>Great Britain</b>		<b>1</b>	<b>Gibraltar</b>	<b>07nov2010</b>	<b>Greenwood 7:29.05 Hawker 7:33.26 Gelder 8:14.23</b>
23:19.40	Russia		1	Winschoten	10sep2011	Bychkova 7:27.19 Vishnevskaya 7:45.27 Aksenova 8:06.54
23:19.51	Russia		1	Winschoten	03sep1994	Lyachkova 7:36.39 Bagmanova 7:52.59 Maskina 8:10.13
23:24.05	France		1	Chavagnes	15may1999	Cubizolles 7:37.19 Herry 7:49.40 Semur 7:57.06
<b>23:24.12</b>	<b>Italia</b>		<b>1</b>	<b>Misari</b>	<b>08oct2006</b>	<b>Carlin 7:29.01 Sanna 7:41.56 Cavalli 8:12.46</b>
<b>23:25.05</b>	<b>Germany</b>		<b>2</b>	<b>Winschoten</b>	<b>16sep1995</b>	<b>Bak 7:35.48 Botzon 7:54.13 Drescher 7:55.04</b>
23:25.12	Russia		3	Winschoten	16sep1995	Shatayeva 7:37.01 Petrova 7:53.07 Lapina 7:5.04
23:26.52	France		1	Winschoten	13sep1997	Olive 7:40.09 Cubizolles 7:48.25 Jouault 7:58.18
23:28.11	U.S.A.		2	Tarquinia	08nov2008	Semick 7:33.58 Arbogast 7:52.21 Crosby-Helms 8:01.52
23:28.19	Japan		2	Misari	08oct2006	Sho 7:31.48 Iwasaki 7:48.08 Yamazawa 8:07.50

23:28.34	Italia		2	Winschoten	11sep2004	Casiraghi 7:29.20 Sanna 7:58.52 Cavalli 8:00.22
23:31.12	Russia		1	Cleder	26aug2001	Kolpakova 7:31.12 Bychkova 7:38.21 Ladyzhina 8:21.39
23:37.10	France		3	Misari	08oct2006	Fricotteaux 7:45.03 Maggiolini 7:49.27 Lelan 8:01.49
23:37.35	Great Britain		2	Torhout	08aug1993	Hunter-Rowe 7:27.19 Walker 7:58.11 Thomson 8:12.05
23:37.45	Japan		3	Winschoten	11sep2004	Sekiya 7:44.15 Izutsu 7:49.53 Yamazawa 8:03.37
23:37.49	Russia		2	Winschoten	29sep2001	Bychkova 7:37.02 Karaseva 7:59.42 Shatayeva 8:01.05
23:38.09	Russia		2	Chavagnes	19may1999	Ladyzhina 7:40.05 Sidorenkova 7:58.18 Semenova 7:59.48
23:39.02	France		1	Chavagnes	27may1995	Olive 7:43.14 Geoffroy 7:54.10 Duchemin 8:01.38
23:39.28	Germany		1	Winschoten	10sep2000	Wagner 7:39.35 Hiebl 7:54.32 Botzon 8:05.21
<b>23:39.38</b>	<b>South Africa</b>		<b>4</b>	<b>Winschoten</b>	<b>16sep1995</b>	<b>Joubert 7:31.47 Bisschoff 7:48.30 Beukes 8:19.21</b>
23:39.51	Russia		1	Winschoten	03sep1994	Lyachkova 7:36.39 Bagmanova 7:52.59 Maskina 8:10.13
23:40.35	France		1	Cleder	25aug1996	Cubizolles 7:45.09 Jouault 7:51.54 Olive 7:59.12
23:41.00	U.S.A.		1	Torhout	20jun2009	Semick 7:37.24 Croosby-Helms 7:59.17 Arbogast 8:04.29
23:42.11	Japan		3	Tarquimia	08nov2008	Sho 7:46.35 Fujisawa 7:55.48 Izutsu 7:59.48
23:42.22	France		2	Winschoten	29sep2001	Herry 7:42.36 Maggiolini 7:56.31 Brionne 8:03.15
23:43.03	Great Britain		5	Winschoten	16sep1995	Hunter-Rowe 7:40.18 Adams-Robinson 7:50.42 Gayter 8:12.03
23:44.02	Japan		2	Seregno	22apr2012	Kudo 7:48.05 Ito 7:57.19 Fujisawa 7:58.38
23:46.58	South Africa		2	Winschoten	13sep1997	Du Plessis 7:41.52 Noble 7:44.38 Daly 8:20.28
23:47.11	Italia		2	Gibraltar	07nov2010	Carlin 7:30.50 Ceretto 7:59.04 Gizzi 8:17.17
23:50.18	U.S.A.		4	Misari	08oct2006	Riddle 7:47.18 Semick 7:56.19 Kimball 8:05.42
23:50.44	Germany		3	Chavagnes	15may1999	Schafer 7:49.15 Drescher 7:52.07 Krajenski 8:09.22
23:52.00	Germany		3	Winschoten	29sep2001	Hiebl 7:54.42 Dresscher 8:25.23 Stoppler 8:32.00
23:52.44	Germany		3	Winschoten	08sep2007	Schönherr Holscher 7:47.02 Gross 7:50.56 Braun 8:14.46
23:55.15	Russia		3	Seregno	22apr2012	Vishnevskaya 7:36.01 Aksenova 7:59.44 Akimenkova 8:19.30
23:56.14	Germany		3	Winschoten	13sep1997	Mollensiep 7:46.54 Botzon 7:56.49 Drescher 8:12.31
23:56.20	U.S.A.		2	Winschoten	10sep2011	Arbogast 7:51.10 Bednosky 7:54.59 Sproston 8:10.11
23:57.45	Russia		1	Winschoten	15sep2002	Kolpakova 7:24.52 Karaseva 8:15.24 Ladyzhina 8:17.29
24:00.22	Japan		3	Gibraltar	07nov2010	Katayama 7:48.04 Fujisawa 8:00.12 Ota 8:12.06
24:03.03	Russia		1	Torhout	19jun1998	Savaskina 7:45.43 Maskina 8:05.03 Bychkova 8:12.17
24:06.07	France		2	Lake Saroma	26jun1994	Olive 7:55.49 Jouault 8:02.23 Geoffroy 8:07.55
24:06.31	France		2	Winschoten	10sep2000	Maggiolini 7:46.05 Beailieu 7:52.50 Brionne 8:27.36
24:10.21	France		2	Cleder	26aug2001	Herry 7:54.27 Maggiolini 8:02.31 Beaulieu 8:13.23
24:11.24	France		1	Winschoten	10sep2005	Herry 7:55.53 Fricotteaux 8:00.45 Maggiolini 8:14.46
24:11.50	France		2	Chernogolovka	19apr2003	Maggiolini 7:41.30 Denis Billet 8:08.37 Weiss 8:21.43
24:12.07	Great Britain		3	Lake Saroma	24jun1994	Thomson 7:42.17 - Hunter-Rowe 8:05.20 - Watson 8:24.30
24:12.09	Germany		1	Faenza	31may1997	Philippin 8:20.07 Mollensiep 8:23.42 Dresscher 8:28.20
24:12.18	U.S.A.		4	Winschoten	08sep2007	Semick 7:51.54 Crosby Helms 8:06.20 Udchachon 8:14.04
24:12.30	South Africa		4	Chavagnes	15may1999	McCaul 7:59.56 Mercer 8:03.37 Bisschof 8:08.57
24:14.37	France		1	Torhout	16jun2006	Fricotteau 7:59.22 Lelan 8:01.54 Maggiolini 8:13.21
24:15.30	Italia		5	Winschoten	08sep2007	Carlin 7:40.36 Cavalli 8:16.21 Da Forno 8:18.33
24:16.01	Germany		5	Misari	08oct2006	Hiebl 7:52.29 Schoenherr 8:03.28 Braun 8:19.24



24:17.14	Russia		3	Winschoten	10sep2000	Kolpakova 7:35.01 Karaseva 7:54.35 Savoskina 8:47.38
24:17.44	Great Britain		4	Winschoten	13sep1997	Adams-Robinson 7:56.33 Walker 8:01.03 Diamantides 8:20.08
24:17.56	France		2	Torhout	21jun2002	Herry 7:59.28 Maggiolini 8:00.30 Duval 8:17.58
24:19.01	Germany		2	Moskwa	04may1996	Philippin 7:53.14 Drescher 8:02.10 Botzon 8:23.24
24:20.05	Germany		1	Palamos	16feb1992	Mollensiep 8:03.44 Janicke 8:07.17 Lomsky 8:09.04
24:21.39	Great Britain		2	Chavagnes	27may1995	Harding 7:52.23 Adams-Robinson 8:07.54 Gayter 8:21.22
24:22.24	Great Britain		1	Winschoten	12sep1992	Walker 7:56.12 - Adams-Robinson 8:06.18 - Watson 8:20.54
24:29.18	Russia		5	Winschoten	14sep1997	Lyachkova 7:30.37 Koval 8:07.11 Semyonova 8:09.03
24:30.45	Italia		2	Winschoten	15sep2002	Casiraghi 7:33.14 Zoboli 8:12.53 Bruni 8:44.38
24:31.59	France		6	Winschoten	16sep1995	Geffroy 8:04.42 Duchemin 8:07.31 Cubizolles 8:19.46
24:32.03	Russia		2	Torhout	20jun2009	Vishnevskaya 7:46.26 Ilyna 8:21.42 Kleymenkova 8:24.01
24:33.48	Italia		3	Chernogolovka	19apr2003	Casiraghi 7:28.00 Costetti 8:18.17 Zoboli 8:47.31
24:34.12	South Africa		4	Lake Saroma	26jun1994	Bisschoff 7:56.39 Lithgow 8:09.57 Doetlefs 8:27.36
24:35.13	Japan		3	Winschoten	10sep2011	Ochiai 8:10.14 Ito 8:11.13 Katayama 8:13.46
24:35.25	U.S.A.		3	Torhout	08aug1993	Clark-Setnes 8:01.50 McCurtin 8:16.33 Trapp 8:17.02
24:37.14	Germany		2	Winschoten	10sep2005	Schoenherr 7:53.28 Braun 8:19.43 Stoppler 8:24.03
24:39.47	Russia		4	Gibraltar	07nov2010	Vishnevskaya 7:52.40 Akimenkova 8:21.57 Ilina 8:25.10
24:40.15	South Africa		4	Winschoten	10sep2011	Van Aswegen 7:42.05 Koen 8:06.29 Brits 8:51.41
24:40.49	Germany		5	Gibraltar	07nov2010	Hajek 8:09.08 Hooss 8:12.19 Krause 8:19.22
24:40.51	Germany		2	Cleder	25aug1996	Mollensiep 7:55.04 Drescher 8:04.02 Botzon 8:41.45
24:41.04	Great Britain		2	Palamos	16feb1992	Hunter-Rowe 7:56.50 - Watson 8:19.16 - Walker 8:24.58
24:41.24	Japan		3	Torhout	20jun2009	Fujisawa 8:08.48 Yamazawa 8:10.05 Ota 8:22.31
24:42.56	Great Britain		5	Winschoten	10sep2011	Zakrzewski 7:41.06 Harrison 8:27.33 Rushton 8:34.17
24:44.24	Germany		4	Winschoten	11sep2004	Schoenherr 8:00.42 Hildebrand 8:20.57 Stoppler 8:22.45
24:44.43	Germany		3	Chavagnes	27may1995	Botzon 7:54.55 Drescher 8:17.47 Lomsky 8:32.01
24:46.39	U.S.A.		1	Lake Saroma	26jun2005	Riddle 7:54.22 Kimball 8:22.58 Pacev 8:29.19
24:47.40	South Africa		4	Torhout	03aug1993	Lithgow 8:03.50 Deetlefs 8:17.47 Vanblerk 8:26.03
24:49.14	Germany		3	Cleder	26aug2001	Schafer 7:43.40 Drescher 8:23.17 Stoppler 8:42.17
24:50.39	Great Britain		3	Cleder	25aug1996	Hunter-Rowe 7:41.29 Adams-Robinson 8:23.14 Diamantides 8:45.56
24:53.32	Great Britain		1	Winschoten	18sep1993	Walker 7:50.09 - Adams-Robinson 8:02.24 - Ashley 9:00.59
24:54.03	Germany		1	Winschoten	11sep1999	Benohr 9:04.45 Backhaus 9:19.30 Pawzik 10:51.54
24:54.17	Germany		1	Paris	26jun1989	Janicke 8:13.59 Lomsky8:16.37 Kuno 8:29.59
24:55.06	U.S.A.		5	Lake Saroma	26jun1994	Duryea 7:56.57 McCurtin 8:18.45 Trapp 8:39.24
24:57.00	Germany		2	Torhout	16jun2006	Schoenherr 7:58.44 Braun 8:26.04 Hildebrand 8:32.12
24:58.49	France		3	Winschoten	15sep2002	Maggiolini 7:50.04 Denis-Billet 8:25.20 Brionne 8:43.25
24:58.55	Germany		4	Chernogolovka	19apr2003	Hiebl 8:08.16 Stoeppler 8:19.20 Wagner 8:31.19
25:00.42	Germany		4	Torhout	20jun2009	Hajek 8:07.49 Hooss 8:22.14 Stoppler 8:30.39
25:01.07	France		2	Lake Saroma	26jun2005	Fricotteaux 8:12.02 Maggiolini 8:18.52 Denis-Billet 8:30.13
25:02.10	France		5	Torhout	03aug1993	Geoffroy 8:09.10 Jouault 8:15.23 Bertaud 9:03.16
25:02.12	France		1	Belves	30apr2000	Herry 8:06.46 Maggiolini 8:23.34 Duval 8:31.52
25:02.49	Italia		4	Tarquimia	08nov2008	Carlin 7:35.38 Ceretto 8:23.55 Da Forno 9:03.16
25:03.01	U.S.A.		4	Winschoten	10sep2000	Bollig 8:08.03 - Park 8:24.59 - Czerniak 8:29.59

25:10.34	Germany		5	Tarquinia	08nov2008	Schoenherr-Holscher 8:14.59 Hajek 8:27.32 Stoeppler 8:28.03
25:12.09	Germany		1	Faenza	31may1997	Philippin 8:20.07 Mollensiep 8:25.42 Drescher 8:28.20
25:13.52	France		3	Palamos	16feb1992	Jouault 8:12.19 Duchemin 8:28.17 Frussotte 9:43.16
25:16.20	U.S.A.		4	Cleder	26aug2001	Cherniak 8:18.16 Devine 8:25.26 Kimball 8:32.38
<b>25:16.26</b>	<b>Australia</b>		<b>1</b>	<b>Kurow</b>	<b>28dec1992</b>	<b>Petrie 8:22.17 Carroll 8:56.04 Stanger 8:58.05</b>
25:17.40	Japan		3	Lake Saroma	26jun2005	Sho 7:53.41 Yamazawa 8:10.27 Nose 9:13.32
<b>25:18.01</b>	<b>England</b>		<b>1</b>	<b>Perth</b>	<b>27mar2011</b>	<b>Rushton 8:16.05 Foundling-Hawker 8:29.23 Salt 8:32.33</b>
25:18.40	Germany		2	Torhout	19jun1998	Botzon 8:07.05 Dresscher 8:30.31 Mollensiep 8:41.04
25:19.13	Italia		5	Cleder	26aug2001	Casiraghi 7:39.42 Costetti 8:48.15 Zoboli 8:51.16
25:19.56	France		3	Torhout	19jun1998	Cubizolles 8:15.25 Semur 8:31.33 Jouault 8:32.58
25:20.23	England		1	Cwumbria	19sep2009	Gooderham 8:04.09 Sadler 8:32.56 Foundling-Hawker 8:43.18
25:22.11	Italia		1	Faenza	28may2004	Casiraghi 8:03.03 Cavalli 8:30.19 Zoboli 8:48.49
25:24.39	Japan		5	Chavagnes	17may1999	Sekiya 8:24.38 Tanaka 8:24.57 Koyama 8:35.04
25:25.02	Japan		6	Cleder	26aug2001	Sekiya 7:50.58 Kondo 8:17.40 Handa 9:16.24
25:27.31	Russia		2	Faenza	31may1997	Lapina 8:13.49 Bychkova 8:27.11 Semyonova 8:46.31
25:29.18	U.S.A.		6	Chavagnes	15may1999	Cherniak 7:56.18 Duryea 8:41.47 Anderson 8:51.13
25:30.58	Italia		3	Winschoten	10sep2005	Casiraghi 7:53.25 Costetti 8:45.02 Zoboli 8:52.31
25:32.18	Germany		6	Torhout	03aug1993	Lomsky 8:18.00 Janicke 8:37.04 Backhaus 8:37.14
25:32.19	Germany		4	Lake Saroma	26jun2005	Hooss 8:23.25 Holscher-Schoenherr 8:31.10 Kolenc 8:37.44
25:32.45	U.S.A.		3	Torhout	21jun2002	Pacev 8:23.24 Riddle 8:26.56 Heaslett 8:42.25
25:32.50	Germany		1	Duluth	27oct1990	Janicke 8:19.37 Lomsky 8:26.36 Zehender 8:46.37
25:37.16	U.S.A.		6	Winschoten	13sep1997	Duryea 8:03.28 Clark-Setnes 8:32.58 Anderson 9:01.10
25:39.43	Great Britain		6	Tarquinia	08nov2008	Colquhoun 8:09.27, Gooderham 8:10.03, Salt 9:20.13
25:39.53	Germany		4	Winschoten	15sep2002	Hiebl 7:50.57 Dresscher 8:26.04 Stoppler 9:22.52
25:41.03	Germany		1	Faenza	25may1991	Janicke 8:26.48 Lomsky 8:30.10 Bottcher 8:44.05
<b>25:42.44</b>	<b>Canada</b>		<b>6</b>	<b>Gibraltar</b>	<b>07nov2010</b>	<b>McHale 7:56.41 Bos 8:41.19 Huntley 9:04.44</b>
25:44.24	France		2	Winschoten	03sep1994	Floris 8:12.07 Jacquemin 8:39.48 Geoffroy 8:52.29
25:44.24	Germany		4	Winschoten	11sep2004	Holschner-Schoenherr 8:10.42 Hildebrand 8:20.57 Stoppler 8:22.45
25:46.45	Germany		4	Seregno	22apr2012	Marin 8:03.53 Orsenigo 8:23.27 Ceretto 8:25.55
25:52.03	Italia		1	Tainan	12nov2003	Casiraghi 8:04.46 Sanna 8:15.12 Cavalli 9:32.05
25:52.49	South Africa		7	Cleder	26aug2001	McCaul 8:31.44 Sanders 8:38.28 Scott 8:42.37
25:53.27	Germany		1	Santander	01oct1988	Janicke 8:12.32 Zehender 8:50.26 Bucher 8:50.30
<b>25:54.10</b>	<b>Ukraina</b>		<b>3</b>	<b>Moskwa</b>	<b>04may1996</b>	<b>Ostrovskaya 8:35.53 Krohmal 8:35.53 Mitrofanova 8:42.24</b>
<b>25:55.19</b>	<b>Austria</b>		<b>6</b>	<b>Winschoten</b>	<b>10sep2011</b>	<b>Hofer 8:02.17 Strasser 8:52.04 Striedning 9:00.58</b>
25:57.28	Japan		7	Winschoten	13sep1997	Ono 8:30.36 Hirosawa 8:39.23 Sekiya 8:47.29
25:59.58	U.S.A.		5	Winschoten	11sep2004	Nelson 8:38.50 Fagan 8:39.53 Terjesen 8:41.16
<b>26:01.51</b>	<b>Wales</b>		<b>2</b>	<b>Perth</b>	<b>27mar2011</b>	<b>Gelder 8:00.37 Salter 8:43.04 Angilly 9:18.10</b>
26:06.48	Italia		5	Torhout	20jun2009	Carlin 7:53.58 Cavalli 8:46.38 Gizzi 9:26.15
26:08.06	Germany		2	Faenza	28may2004	Hooss 8:29.22 Holscher-Schoenherr 8:42.13 Hildebrand 8:56.31
<b>26:08.50</b>	<b>New Zealand</b>		<b>6</b>	<b>Lake Saroma</b>	<b>26jun1994</b>	<b>Andrew 8:38.47 Hazelwood 8:42.58 Wu-Cosgrove 8:47.05</b>
26:09.56	U.S.A.		2	Duluth	27oct1990	Trason 8:06.15 Bromka 8:40.07 Kiddy 9:23.38

26:10.27	U.S.A.		4	Palamos	18feb1992	Peebles 8:42.03 Kiddy 8:42.36 Trapp 8:5.48
26:11.57	Great Britain		2	Faenza	25may1991	Adams-Robinson 7:52.15 - Ashley 9:09.51 - Walker 9:09.51
26:13.14	South Africa		5	Winschoten	10sep2000	Montgomery 8:22.37 Chester 8:40.56 Sanders 9:09.41
<b>26:14.55</b>	<b>Hungary</b>		<b>2</b>	<b>Winschoten</b>	<b>18sep1993</b>	<b>Vass 7:43.06 Bozan 8:49.32 Bontovics 9:42.17</b>
26:15.45	France		1	Torhout	20jul1987	Exbrayat 8:19.48 Plas 8:21.10 Echeverne 9:34.47
26:18.39	Germany		3	Winschoten	03sep1994	Botzon 8:31.04 Schaaf 8:50.53 Backhaus 8:56.42
26:19.03	France		7	Gibraltar	07nov2010	Signorio 8:31.45 Lacombe 8:43.21 Fontaine 9:03.57
26:20.14	Germany		7	Winschoten	10sep2011	Hooss 8:14.39 Krause 8:55.02 Stoppler 9:10.33
26:22.22	Germany		4	Torhout	21jun2002	Alter 8:41.03 Stoppler 8:43.30 Dresscher 8:57.49
26:23.24	Germany		1	River Shimanto	18oct1998	Botzon 8:36.00 Drescher 8:48.39 Mollensiep 8:58.45
26:24.19	France		2	Winschoten	11sep1999	Maggiolini 7:55.35 Semur 8:38.41 Brionne 9:50.23
26:24.30	Great Britain		4	Winschoten	03sep1994	Gayter 8:28.59 Walker 8:44.59 n/a 9:09.58
26:26.02	Italia		5	Torhout	21jun2002	Casiraghi 7:40.00 Zoboli 8:55.22 Di Vito 9:50.40
26:26.14	Hungary		5	Winschoten	15sep2002	Berces 8:19.30 Koran 8:47.04 Mikes 9:19.40
26:29.57	Germany		2	Tainan	12nov2003	Hiebl 8:23.05 Hooss 8:27.49 Dresscher 9:39.03
26:30.24	France		3	Winschoten	18sep1993	Geoffroy 8:28.19 Jacquemin 8:46.15 Frussotte 9:15.50
26:32.34	France		2	Paris	26jun1989	Jouault 8:46.42 Deguilhelm 8:50.23 Echeverne 8:55.29
<b>26:33.44</b>	<b>Belarus</b>		<b>8</b>	<b>Winschoten</b>	<b>13sep1997</b>	<b>Koval 8:07.11 Yuskovets 9:00.11 Yurknevich 9:26.22</b>
26:36.12	Austria		6	Seregno	22apr2012	Strieding 8:39.35 Strasser 8:49.50 Heimi 9:06.47
<b>26:37.42</b>	<b>Scotland</b>		<b>2</b>	<b>Cwumbria</b>	<b>19sep2009</b>	<b>Colquhoun 8:19.45 Murdoch 8:56.20 Knox 9:21.37</b>
26:39.05	Japan		7	Lake Saroma	26jun1994	Endo 8:21.50 Koga 9:03.14 Tsushima 9:14.01
26:41.26	U.S.A.		4	Moskwa	04may1996	Clark-Setnes 8:14.30 Gersitz 8:51.07 Anderson 9:35.49
26:43.23	Russia		6	Winschoten	08sep2007	Myshlyanova 7:39.18 Rysina 9:09.50 Savoskina 9:54.15
26:44.26	Japan		3	Tainan	12nov2003	Sekiya 8:26.23 - Yamazawa 9:02.33 - Kondo 9:15.30
26:44.42	Canada		6	Misari	08oct2006	Dick 8:26.19 Arnold 8:53.46 Perz 9:24.37
26:45.20	Scotland		3	Perth	27mar2011	Murdoch 8:45.56 Knox 8:56.15 Martin-Consani 9:03.09
26:46.54	France		2	River Shimanto	18oct1998	Jouault 8:23.20 Brionne 9:07.34 Floris 9:16.00
26:46.55	Japan		6	Torhout	21jun2002	Sekiya 7:38.03 - Hondo 8:40.52 - Handa 10:28.00
26:47.26	Italia		8	Winschoten	10sep2011	Ceretto 8:32.24 Simsig 8:36.31 Fossati 9:38.21
<b>26:51.00</b>	<b>Norway</b>		<b>7</b>	<b>Winschoten</b>	<b>08sep2007</b>	<b>Broadwell 8:23.53 Heienberg 8:54.41 Hongseth 9:32.26</b>
26:52.46	Ukraina		5	Chernogolovka	19apr2003	Mitrofanova 8:27.29 Ostrovskaya 9:10.23 Cherniy 9:14.54
26:55.26	England		1	Dublin	19jun1999	Gayter 8:27.11 Robinson 8:51.30 White 9:36.45
26:57.28	Italia		7	Chavagnes	15may1999	Casiraghi 8:08.54 Pellizzari 8:54.13 Satta 9:54.59
26:58.45	U.S.A.		3	River Shimanto	18oct1998	Cherniak 8:4.23 Duryea 9:02.56 Olsen 9:10.26
27:00.40	Hungary		7	Tarquimia	08nov2008	Kis 8:18.56 Kovacs 8:29.06 Wermescher 10:12.38
27:01.02	Soviet Union		3	Faenza	25may1991	Gumerova 8:05.47 Ostrovskaya 8:53.13 Merzlikina 10:02.02
27:06.03	New Zealand		7	Torhout	03aug1993	Hazelwood 8:37.56 Ryan 8:41.34 McQueen 9:46.33
27:08.52	France		3	Faenza	29may2004	Maggiolini 8:26.52 Denis-Billet 8:31.45 Weig 9:45.36
27:09.08	Ukraina		5	Winschoten	03sep1994	Ostrovskaya 8:10.50 Mitrofanova 9:02.05 Cherniy 9:56.13
27:12.33	U.S.A.		4	Tainan	12nov2003	Kimball 8:51.33 Riddle 8:55.03 Gardner 9:25.57
27:13.56	Hungary		8	Gibraltar	07nov2010	Kovacs 8:41.29 Gorog 8:45.25 Csupor 9:47.02

27:19.53	Belarus		4	Torhout	19jun1998	Koval 8:54.36 Tsukhilo 8:54.36 Kobrina 9:30.41
27:21.11	Canada		8	Lake Saroma	26jun1994	Evans 8:13.39 Tykalovich 9:25.27 Lees-McGeough 9:42.05
27:24.25	Germany		3	Winschoten	18sep1993	Bottcher 8:49.51 Backhaus 8:58.43 Dyck 9:36.00
27:25.06	Great Britain		3	Faenza	31may1997	Diamantides 8:31.45 Walker 9:11.01 Gayter 9:22.40
27:26.29	Hungary		7	Torhout	21jun2002	Berces 8:57.11 Mikes 9:19.49 Koran 10:09.29
27:26.32	Hungary		7	Seregno	22apr2012	Foldigné-Nagy 7:43.55 Vajda 9:36.50 Drusko 10:05.47
27:28.18	Canada		7	Wischoten	16sep1995	Gagnon 8:50.28 Kainulainen 8:54.46 Germyn 9:43.04
27:32.07	Italia		3	Torhout	16jun2006	Cavalli 8:18.40 Di Vito 9:36.43 Fuschini 9:36.44
27:33.15	Japan		8	Wischoten	16sep1995	Hirosawa 8:13.43 Motoki 9:22.28 Kogo 9:57.04
27:35.45	France		4	Faenza	26may1991	Frussotte 8:46.30 Jouault 8:52.46 Deguilhem 9:56.29
27:38.14	U.S.A.		1	Victoria	31aug1994	Lister 9:06.01 Murphy 9:11.31 Gersitz 9:20.42
27:39.06	Canada		8	Wischoten	08sep2007	Dick 8:26.57 Perz 9:19.20 Burchat 9:52.49
27:43.46	Russia		5	Tainan	12nov2003	Kolpakova 8:24.57 Ladyzhina 9:25.57 Syromannikova 9:52.52
27:48.55	New Zealand		8	Wischoten	16sep1995	Flay 8:48.37 Hazelwood 9:17.14 Andrews 9:43.04
27:52.00	U.S.A.		5	Faenza	26may1991	Peebles 9:08.36 Cherniak 9:11.55 Olsen 9:31.29
27:55.52	France		6	Wischoten	11sep2004	Denis-Billet 8:16.16 Duval 8:31.45 Weig 11:07.51
<b>27:57.19</b>	<b>Belgium</b>		<b>6</b>	<b>Torhout</b>	<b>20jun2009</b>	<b>Braeckmann 8:43.45 Moreel 9:15.40 vandeWatere 9:58.13</b>
27:58.44	Ukraina		3	Wischoten	11sep1999	Kaluzhna 8:51.00 Cherniy 9:29.47 Kovrizhkina 9:37.57
27:59.29	Hungary		9	Wischoten	08sep2007	Wermescher 8:59.22 Farkas 9:19.44 Lubics 9:40.23
28:00.38	Great Britain		4	River Shimanto	18oct1998	Hunter-Rowe 8:16.07 - Walker 9:45.17 - Adams-Robinson 9:59.14
28:01.41	Japan		5	Palamos	16feb1992	Endo 9:00.36 Suzuki 9:28.35 Sachiko 9:32.30
28:08.05	New Zealand		5	River Shimanto	18oct1998	Flay 8:19.11 Muskett 9:25.50 Hazelwood 10:23.04
28:13.03	Canada		8	Tarquinia	08nov2008	Machale 8:32.25 Arnold 9:25.47 Dick 10:14.51
28:13.33	Australia		7	Misari	08oct2006	Timmer-Arends 9:13.28 Kartsounis 9:24.34 Hooper 9:35.31
28:14.35	Canada		9	Wischoten	13sep1997	Kainulainen 8:58.37 Gagnon 9:38.14 Balantyne 9:43.04
28:15.47	New Zealand		1	Kurow	18nov1995	Andrews 9:05.39 Hazelwood 9:24.17 Muskett 9:45.51
28:16.28	Canada		8	Torhout	03aug1993	Lees McGeough 8:32.23 Evans 8:53.23 Locs 10:50.42
28:24.09	Australia		9	Tarquinia	08nov2008	Bremner 9:00.55 Harvey-Jamieson 9:08.23 Kartsounis 10:14.51
28:24.57	England		1	Redwick	22jul2012	Wykes 8:45.09 Hathaway 9:33.13 Galpin 10:16.35
28:25.16	Canada		5	Lake Saroma	26jun2005	Montgomery 9:00.38 McGrath 9:30.35 Dick 9:54.03
28:28.07	Scotland		2	Redwick	22jul2012	Knox 9:13.12 Murdoch 9:25.57 Bowers 9:48.58
28:28.30	Japan		6	River Shimanto	18oct1998	Sekiya 9:16.32 - Hirose 9:21.41 - Tanaka 9:50.17
<b>28:31.18</b>	<b>Denmark</b>		<b>7</b>	<b>Wischoten</b>	<b>11sep2004</b>	<b>Aistrup 9:18.46 Pilgaard 9:32.16 Munch Nielsen 9:40.16</b>
28:36.27	Belgium		6	Wischoten	15sep2002	Jacquemart 8:22.56 Van Butsele 9:36.28 Cornette 10:37.03
28:37.45	Canada		8	Seregno	22apr2012	Dick 9:19.40 Bos 9:26.24 Miceli 9:51.41
<b>28:38.05</b>	<b>Czech Rep.</b>		<b>10</b>	<b>Tarquinia</b>	<b>08nov2008</b>	<b>Dimitriadu 8:28.26 Juda 10:03.17 Zakovska 10:06.22</b>
28:40.39	Russia		4	Faenza	29may2004	Rysina 9:13.01 Kalinina 9:37.26 Koval 9:50.12
28:45.43	New Zealand		1	Kurow	31dec1993	Hazelwood 8:50.32 Cosgrove 9:38.45 Andrews 10:16.26
28:49.43	Canada		7	River Shimanto	18oct1998	Westfahl 9:27.10 Gagnon 9:33.32 Neglia 9:49.01
29:01.35	Austria		4	Torhout	16jun2006	Strasser 9:22.37 Sandberger 9:24.57 Illetschko 10:14.11
29:02.46	Belgium		9	Torhout	03aug1993	Bakker 8:46.01 Vinet 9:47.50 Soenen 10:28.55

29:10.59	Belgium		5	Torhout	19jun1998	Bakker 9:10.32 Van Butsele Soenen
29:13.10	Russia		8	Misari	08oct2006	Reutovich 9:07.53 Nerubenko 9:28.43 Savoskina 10:36.34
29:13.48	Italia		2	Belves	30apr2000	Costetti 8:50.28 Bulzoni 10:07.34 Satta 10:15.46
29:14.41	France		2	Santander	01oct1988	Jouault 8:50.25 Genois 9:54.06 Fevre 10:30.10
29:21.00	Belgium		2	Torhout	20jul1987	Mertens 8:44.48 Grootjans 10:05.12 de Coster 10:31.00
<b>29:22.07</b>	<b>Ireland</b>		<b>10</b>	<b>Winschoten</b>	<b>13sep1997</b>	<b>Joyce 9:25.31 Hickey 9 :47.18 Watt 10:09.18</b>
29:23.31	Canada		2	Victoria	31aug1994	Kainulainen 9:27.28 Greene 9:55.24 Tykalovich 10:00.39
29:28.20	Czech Rep.		9	Seregno	22apr2012	Dimitriadu 9:11.33 Zakowska 9:54.15 Nemechkova 10:22.32
29:36.48	New Zealand		9	Winschoten	11sep2004	Muskett 9:32.16 Tassie 9:40.46 Faletanoai 10:23.46
29:37.18	Italia		4	Winschoten	29sep2001	Zoboli 8:58.06 Di Vito 9:23.17 Costetti 11:15.55
<b>29:38.33</b>	<b>Netherlands</b>		<b>9</b>	<b>Winschoten</b>	<b>10sep2011</b>	<b>Lischooten 9:37.03 Hekkers 9:52.25 van der Hook 10:09.05</b>
29:39.59	Belgium		11	Tarquini	08nov2008	Braeckman 9:32.03 Morreel 9:50.41 Foster 10:17.15
29:41.18	Italia - unof.		4	Faenza	31may1997	Fadigati 9:33.12 Pellizzari 9:51.39 Zacchi 10:16.21
29:44.06	New Zealand		1	Kurow	31dec1994	Hazelwood 9:18.36 Andrews 10:12.45 Howe 10:12.45
29:49.26	Australia		7	Torhout	20jun2009	Pivetta 9:24.41 Bremmer 9:24.41 Harvey-Jamieson 10:00.04
29:50.37	Canada		8	Chavagnes	25may1999	Gagnon 9:29.07 Beaulieu 10:08.59 Askew 10:12.42
29:50.43	Great Britain		6	Tainan	12nov2003	Sanderson 8:23.20 - Terjesen 8:40.38 - Walker 11:46.45
29:50.58	Czech Rep.		9	Gibraltar	07nov2010	Zakovska 9:34.32 Juda 9:55.17 Podmelova 10:21.09
29:53.16	Belgium		10	Winschoten	08sep2007	Morreel 9:47.36 Foster 9:57.01 Vandewaetere 10:08.39
29:56.31	Canada		3	Cwumbria	19sep2009	Leskien 8:50.19 McGrath 9:40.45 Gagne 11:25.27
<b>30:04.19</b>	<b>Latvia</b>		<b>5</b>	<b>Winschoten</b>	<b>18sep1993</b>	<b>Celka 9:43.48 Tiruma 10:01.46 Bluma 10:18.45</b>
30:09.37	Hungary		4	Winschoten	10sep2005	Czibok 8:36.17 Werderits 10:37.43 Szabo 10:55.37
30:10.05	Belgium		5	Torhout	16jun2006	v.d.Waetere 9:54.34 Janssens 10:00.26 Foster 10:15.05
<b>30:20.51</b>	<b>Korea</b>		<b>1</b>	<b>Jeju City</b>	<b>07apr2012</b>	<b>Jung 9:22.15 Park 9:40.35 Jung 11:18.01</b>
30:24.59	Belgium		9	Winschoten	11sep2004	Jacquemart 8:31.56 Foster 10:24.54 Costa 11:28.09
30:33.12	Hungary		6	Torhout	16jun2006	Berces 9:24.09 Werderits 10:06.22 Szabo 11:02.41
<b>30:50.21</b>	<b>Argentina</b>		<b>10</b>	<b>Winschoten</b>	<b>11sep2004</b>	<b>Acuna 9:57.26 Diaz 10:17.37 Ramos 10:35.18</b>
30:55.58	Italia - unof.		=	Faenza	25may1991	Salarino 9:55.42 Nardin 10:24.16 Zacchi 10:36.00
31:07.35	Czech Rep.		8	Torhout	20jun2009	Zakovska 9:28.09 Podmelova 10:19.15 Prochazkova 11:20.11
31:09.51	Netherlands		11	Winschoten	11sep2004	Keuning 9:22.23 Verduin 10:29.39 Dumont 10:50.25
31:24.51	Latvia		6	Winschoten	03sep1994	Bluma 10:33.39 Tiruma 10:37.45 Kavtaskina 11:11.47
<b>31:31.14</b>	<b>Bretagne (Fr)</b>		<b>1</b>	<b>Cleder</b>	<b>23aug1998</b>	<b>Noe 9:34.30 Courtin 10:47.38 Simier 11:09.06</b>
31:33.18	Canada		8	Cleder	26aug2001	Gagnon 9:29.33 Beaulieu 10:47.38 Hann 11:16.17
<b>31:37.46</b>	<b>Taiwan</b>		<b>12</b>	<b>Winschoten</b>	<b>11sep2004</b>	<b>Lucau 9:57.30 Chang 10:29.39 Chu 11:10.57</b>
31:49.04	Latvia		10	Torhout	03aug1993	Tiruma 10:21.05 Kavtaskina 10:41.12 Bluma 10:47.27
32:01.26	Hungary		5	Faenza	29may2004	Horvath 10:23.29 – Koran 10:31.00 – Werdetis 11:06.57
32:30.33	New Zealand		6	Lake Saroma	26jun2005	Muskett 10:19.13 Neale 11:05.40 Tassie 11:05.40
32:36.41	Argentina		9	Misari	08oct2006	Morales 10:05.42 Diaz 10:34.59 Cortez 11:56.00
32:43.17	Korea		10	Misari	08oct2006	Hwang 10:18.20 Kim 10:43.07 Yoo 11:41.50
33:08.34	Scotland		2	Dublin	19jun1999	Cadger 9:44.01 Walker 11:24.33 ?? 12:00.00



33:34.19	New Zealand		7	Tainan	12nov2003	Tassie 10:08.22 Muskett 11:21.16 Faletanoai 12:04.41
34:56.08	Taiwan		8	Tainan	12nov2003	Xu 10:11.51 Zhu 11:47.21 Tsai 12:57.56
<b>37:09.12</b>	<b>Mexico</b>		<b>9</b>	<b>Cleder</b>	<b>26aug2001</b>	<b>Alarcon 11:21.55 Balderas 11:53.12 Rodriguez 13:54.05</b>
38:02.13	Latvia		6	Faenza	29may2004	Sennikova 12:11.41 – Bistrova 12:48.47 – Kavtaskina 13:01.45
42:19.09	Czech Rep.		7	Faenza	28may2004	Judova 10:20.41 Slamenikova 15:06.45 Tvrda 16:51.43
	28 Countries/Nazioni 270 performances					

Note: Gibraltar course = short 99.903

### Sintetic version

#### men

19:37.39	Russia		1	Winschoten	10sep2000	Radyuchenko 6:29.13 Kharitonov 6:29.29 Ganiyev 6:38.57
19:46.25	France		2	Winschoten	10sep2000	Fetizon 6:23.15 Diehl 6:41.35 Guichard 6:41.35
19:48.14	Japan		1	Winschoten	08sep2007	Watanabe 6:23.21 Nakanishi 6:30.21 Shinohara 6:54.32
19:58.12	Poland		1	Chavagnes	27may1995	Janicki 6:28.36 Magier 6:35.37 Bregula 6:53.59
20:00.24	Espana		1	Torhout	16 jun2006	Gonzalez 6:23.44 Jimenez 6:42.58 Martinez 6:53.42
20:06.38	Italia		1	Winschoten	11sep2004	Ardemagni 6:18.24 Sartori 6:45.25 Trincheri 7:02.49
20:07.01	Germany		1	Lake Saroma	26jun1994	Bak 6:24.29 Aderhold 6:48.39 Sommer 6:53.53
20:09.59	South Africa		2	Torhout	08aug1993	Matonane 6:38.54 Bester 6:41.56 Matlala 6:49.09
20:17.47	U.S.A.		1	Winschoten	10sep2011	Wardian 6:42.49 Henshow 6:44.35 Wood 6:50.23
20:26.56	Great Britain		1	Winschoten	18sep1993	Hartley 6:37.45 Dell 6:53.06 Moore 6:56.05
20:34.10	Belgium		2	Winschoten	12sep1992	Praet 6:16.41 Hermanns 6:50.50 Beckers 7:41.41
20:47.48	Australia		6	Lake Saroma	26jun1994	Sloan 6:43.02 Wallace 6:51.14 Jacobs 7:13.32
20:57.51	Ukraina		4	Winschoten	13sep1997	Yanenko 6:25.25 Lavrenyuk 7:07.05 Okylka 7:25.21
21:06.07	Belarus		4	Moskwa	04may1996	Kozlov 6:41.03 Sakovitch 6:58.58 Chiritsa 7:26.06
21:19.21	England		1	Cwumbria	19sep2009	Bragg 7:04.01 Giles 7:05.28 Lynas 7:09.52
21:22.36	Norway		6	Seregno	22apr2012	Risa 7:01.39 Skrupstadt 7:10.00 Boyum 7:10.57
21:35.44	New Zealand		8	Lake Saroma	26jun1994	Prince 7:06.23 Hurring 7:06.48 MacDonald 7:22.33
21:44.16	Scotland		1	Perth	27mar2011	Stewart Grant Gardiner
21:49.49	Ireland		7	Seregno	22apr2012	Doherty 7:07.26 Byrne 7:16.27 Whyte 7:25.56
21:53.12	Nederland		8	Winschoten	10sep2000	De Ruiter 7:04.57 Lust 7:20.25 Epskamp 7:27.50
22:03.21	Korea		5	Lake Saroma	26jun2005	Sim 7:11.49 Kwon 7:24.33 Jun 7:25.59
22:04.48	Hungary		5	Belves	30apr2000	Nemeth 7:08.45 Zsigovics 7:12.49 Vozar 7:43.14
22:15.58	Slovakia		1	Winschoten	18sep1993	Gondas 6:56.46 Polak 7:39.01 Seman 7:40.11
22:19.13	Austria		8	Seregno	22apr2012	Predl 7:13.31 Lilek 7:31.50 Rauth 7:33.52

22:23.53	Brasil		12	Chavagnes	15may1999	Dama Pereira 6:37.38 Dos Santos 7:47.56 Satorato 7:58.19
22:24.19	Canada		1	Victoria	31aug1994	Fekner 6:54.31 Holubar 7:47.25 Feeney 8:02.23
22:25.32	Botswana		1	Gaborone	04aug1991	Khudube 7:09.55 Tapela 7:22.05 Marope 7:53.32
22:28.43	Denmark		8	Gibraltar	07nov2010	Paldan 7:04.40 Karlsten 7:34.28 Petersen 7:49.35
22:31.14	Finland		7	Torhout	16 jun2006	Savalainen 7:01.36 Asmo Ahola 7:29.05 Arto Ahola 8:00.33
22:42.43	Swaziland		1	Gaborone	01may1994	Dlamini 7:27.15 Mangena 7:32.55 Ndlovu 7:42.33
22:58.45	Portugal		13	Chavagnes	15may1999	Da Fonseca 7:32.47 Pereira 7:35.45 de Sa 7:50.13
22:59.39	Czech Rep.		1	Winschoten	12sep1992	Drahorad 7:15.57 Durana 7:29.26 Galovic 8:14.16
23:26.33	Bretagne (Fr)		1	Cleder	23aug1998	Eveno 7:31.31 Charpentier 7:53.20 Le Hir 8:01.42
23:37.10	Mexico		15	Chavagnes	15may1999	Bravo 7:30.48 Veritz 8:02.33 Juarez 8:03.49
23:55.26	Greece		10	Torhout	21jun2002	Kouros 7:18.19 Stamos 8:07.18 Ioannidis 8:29.39
24:09.23	Northern Ireland		2	Moreton-in-Marsh	20may2001	Anderson 7:17.18 Paton 8:06.30 Kilpatrick 9:45.35
24:24.31	Wales		4	Perth	27mar2011	McCormack 7:57.10 Pares 8:08.47 Mower 8:18.34
24:26.33	Namibia		10	Winschoten	11sep2004	Roman 7:46.21 Hoeb 7:57.27 Solomo 8:42.45
24:42.03	Latvia		10	Chernogolovka	19apr2003	Dudels 7:49.33 Dude 8:19.26 Suborins 8:33.04
24:45.19	Lithuania		18	Gibraltar	07nov2010	Seithalijevas 7:53.02 Ardzijauskas 8:01.13 Vedelkis 8:51.04
24:54.14	Sweden		13	Tarquinia	08nov2008	Buud 7:41.29 Ritella 8:04.31 Hartikainen 9:08.14
25:20.12	Taiwan		6	Tainan	12nov2003	Chan 8:03.52 Kuo 8:13.47 Lieuw 9:02.33
27:18.47	Uruguay		18	Tarquinia	08nov2008	Erguiz 8:53.46 Olivera 8:57.44 Casal 9:27.17
27:33.00	Argentina		20	Tarquinia	08nov2008	Valles 8:39.58 Sosa 9:15.40 Garcia Verdous 9:37.22
28:40.32	Estonia		12	Torhout	16 jun2006	Luud 9:26.38 Vennikas 9:34.21 Vallerind 9:39.53
	45 Countries/Nazioni					

**women**

22:25.11	Japan		1	Winschoten	08sep2007	Sakurai 7:00.27 Sho 7:27.12 Izutsu 7:57.32
22:28.13	Russia		1	Chernogolovka	19apr2003	Zhyrkova 7:19.51 Myshlyanova 7:33.21 Karaseva 7:35.01
22:28.21	U.S.A.		1	Winschoten	16sep1995	Trason 7:00.48 Perkins 7:43.10 Duryea 7:44.23
23:04.24	France		1	Chavagnes	17may1999	Cubizolles 7:37.19 Herry 7:49.59 Semur 7:57.06
23:16.54	Great Britain		1	Gibraltar	07nov2010	Greenwood 7:29.05 Hawker 7:33.26 Gelder 8:14.23
23:24.12	Italia		1	Misari	08oct2006	Carlin 7:29.01 Sanna 7:41.56 Cavalli 8:12.46
23:25.05	Germany		2	Winschoten	16sep1995	Bak 7:35.48 Botzon 7:54.13 Drescher 7:55.04
23:39.38	South Africa		4	Winschoten	16sep1995	Joubert 7:31.47 Bisschoff 7:48.30 Beukes 8:19.21
25:16.26	Australia		1	Kurow	28dec1992	Petrie 8:22.17 Carroll 8:56.04 Stanger 8:58.05
25:18.01	England		1	Perth	27mar2011	Rushton 8:16.05 Foundling-Hawker 8:29.23 Salt 8:32.33
25:42.44	Canada		6	Gibraltar	07nov2010	McHale 7:56.41 Bos 8:41.19 Huntley 9:04.44
25:54.10	Ukraina		3	Moskwa	04may1996	Ostrovskaya 8:35.53 Krohmal 8:35.53 Mitrofanova 8:42.24

25:55.19	Austria		6	Winschoten	10sep2011	Hofer 8:02.17 Strasser 8:52.04 Striedning 9:00.58	
26:01.51	Wales		2	Perth	27mar2011	Gelder 8:00.37 Salter 8:43.04 Angilly 9:18.10	
26:08.50	New Zealand		6	Lake Saroma	26jun1994	Andrew 8:38.47 Hazelwood 8:42.58 Wu-Cosgrove 8:47.05	
26:14.55	Hungary		2	Winschoten	18sep1993	Vass 7:43.06 Bozan 8:49.32 Bontovics 9:42.17	
26:33.44	Belarus		8	Winschoten	13sep1997	Koval 8:07.11 Yuskovets 9:00.11 Yurknevich 9:26.22	
26:37.42	Scotland		2	Cwumbria	19sep2009	Colquhoun 8:19.45 Murdoch 8:56.20 Knox 9:21.37	
26:51.00	Norway		7	Winschoten	08sep2007	Broadwell 8:23.53 Heienberg 8:54.41 Hongseth 9:32.26	
27:57.19	Belgium		6	Torhout	20jun2009	Braeckmann 8:43.45 Moreel 9:15.40 vandeWatere 9:58.13	
28:31.18	Denmark		7	Winschoten	11sep2004	Aistrup 9:18.46 Pilgaard 9:32.16 Munch Nielsen 9:40.16	
28:38.05	Czech Rep.		10	Tarquinia	08nov2008	Dimitriadu 8:28.26 Juda 10:03.17 Zakovska 10:06.22	
29:22.07	Ireland		10	Winschoten	13sep1997	Joyce 9:25.31 Hickey 9:47.18 Watt 10:09.18	
29:38.33	Netherland		9	Winschoten	10sep2011	Lischooten 9:37.03 Hekkers 9:52.25 van der Hook 10:09.05	
30:04.19	Latvia		5	Winschoten	18sep1993	Celka 9:43.48 Tiruma 10:01.46 Bluma 10:18.45	
30:20.51	Korea		1	Jeju City	07apr2012	Jung 9:22.15 Park 9:40.35 Jung 11.18.01	
30:50.21	Argentina		10	Winschoten	11sep2004	Acuna 9:57.26 Diaz 10:17.37 Ramos 10:35.18	
31:31.14	Bretagne (Fr)		1	Cleder	23aug1998	Noe 9:34.30 Courtin 10:47.38 Simier 11:09.06	
31:37.46	Taiwan		12	Winschoten	11sep2004	Lucau 9:57.30 Chang 10:29.39 Chu 11:10.57	
37:09.12	Mexico		9	Cleder	26aug2001	Alarcon 11:21.55 Balderas 11:53.12 Rodriguez 13:54.05	
	<i>28 Countries/Nazioni</i>						